

# CARS

JUNE · AUGUST

1989



## FORD – LEADERS IN CUSTOMER CARE

When you buy a Ford, you begin a partnership with one of the world's greatest vehicle manufacturers. Because of Ford's coveted reputation for quality, reliability and value, you are assured of lasting, attentive service in many ways . . . all of which prove that Ford cares. Ford Cares in the way it manufactures cars . . . to high quality standards. Ford Cares in the way the bodywork is thoroughly protected and finished in the most durable paint coating. Ford Cares in the painstaking training of Dealer's staff, to ensure you are properly advised during your purchase, and that your after-sales needs are met to the fullest extent. Ford Cares through Dealers providing well-equipped workshops to ensure that your Ford is properly serviced. Ford Cares by offering long-term warranties to protect against unexpected repair bills, and through its Lifetime Guarantee Scheme enables Dealers to guarantee their repairs for as long as you own the vehicle. When you visit your Ford Dealer, you'll understand just how deeply Ford Cares . . . and goes on caring.

**FORD CARES**

## WINNERS OF PREMIER AWARDS

It's a winner from the start! Ford's fabulous new Fiesta has beaten 138 other models to the prestigious "What Car?" magazine's "Car of the Year 1989" accolade. The assessments included "punishing driving schedules and back-to-back testing" by the journal's experts, and style, engineering and value were priorities, too.



*CAR OF THE YEAR  
1989*

*BEST SMALL  
HATCHBACK*

*BEST FAMILY CAR*

**THE  
NEW FIESTA  
FIESTA 1.1 LX**

**SIERRA  
SAPPHIRE  
2.0 EFi GHIA**

Ford cars have impressed fleet buyers, too. "Fleet News" readers voted three Ford models Best in their classes, placing reliability, list price, ownership costs, resale value, quality and servicing costs among the priorities. The Escort's anti-lock braking option earned special mention, and the Granada was noted for its outstanding prestige.



*BEST SALOON CAR  
UP TO 1400cc*

*BEST ESTATE CAR*

*BEST EXECUTIVE  
CAR*

**ESCORT**

**SIERRA**

**GRANADA**

**SIERRA RANGE  
VOTED FLEET CAR  
OF THE YEAR 1989  
BY THE  
ASSOCIATION  
OF CAR FLEET  
OPERATORS.**



# CONTENTS

There's a Ford model to suit every kind of car user in our comprehensive range of hatchbacks, saloons, cabriolets, estates and performance cars described in this publication. Ford cars have been designed with the benefit of tremendous research and development resources, and manufactured in state-of-the-art production plants. Ford's reputation for cars which embody performance, reliability, low overall ownership costs, comfort, driveability and ease of repair, is second to none. Ford also produces the high-performance Escort RS Turbo and Sierra Sapphire RS Cosworth models, available from specialist Ford RS Dealers. For further information on the RS range, and details of your local RS Dealer, please telephone Ford Information Service on (Freephone) 0800 010112.

**RS**  
RANGE



BUYER'S GUIDE	2
FORD · TODAY · TOMORROW	4
NEW MODELS	7

THE NEW FORD FIESTA RANGE	8
SPECIFICATIONS	24
COLOUR AND TRIM	30

ESCORT RANGE	31
ESCORT ESTATES	48
SPECIFICATIONS	50
COLOUR AND TRIM	56

ORION RANGE	57
SPECIFICATIONS	70
COLOUR AND TRIM	74

SIERRA SAPPHIRE RANGE	75
SPECIFICATIONS	106
COLOUR AND TRIM	88

SIERRA RANGE	89
SIERRA ESTATES	104
SPECIFICATIONS	106
COLOUR AND TRIM	112

GRANADA RANGE	113
SPECIFICATIONS	132
COLOUR AND TRIM	124

SCORPIO RANGE	125
SPECIFICATIONS	132
COLOUR AND TRIM	138

IN-CAR ENTERTAINMENT	139
----------------------	-----

FORD ACCESSORIES	142
------------------	-----

FORD CARES	144
------------	-----

# FORD BUYER'S GUIDE

PAGE	CAR/MODEL	ENGINE	DOORS	PRICE £×1000							
				5	6	7	8	9	10	11	12
8	THE NEW FIESTA INTRODUCTION										
12	FIESTA POPULAR	1.0	3-DOOR								
		1.0	5-DOOR								
14	FIESTA POPULAR PLUS	1.0	3-DOOR								
		1.1	3-DOOR								
		1.1	5-DOOR								
16	FIESTA L	1.8D	3-DOOR								
		1.1	3-DOOR								
		1.1	5-DOOR								
18	FIESTA LX	1.8D	3-DOOR								
		1.1	3-DOOR								
		1.1	5-DOOR								
20	FIESTA GHIA	1.4	3-DOOR								
		1.1	5-DOOR								
		1.4	5-DOOR								
22	FIESTA S	1.6	3-DOOR								
24	FIESTA SPECIFICATIONS										
31	ESCORT INTRODUCTION										
34	ESCORT POPULAR	1.3	3-DOOR								
		1.8D	3-DOOR								
36	ESCORT POPULAR PLUS	1.3	3-DOOR								
		1.3	5-DOOR								
38	ESCORT L	1.8D	3-DOOR								
		1.3	3-DOOR								
		1.3	5-DOOR								
39	ESCORT LX	1.4	3-DOOR								
		1.4	3-DOOR								
		1.4	5-DOOR								
40	ESCORT GL	1.6	3-DOOR								
		1.6	5-DOOR								
		1.8D	5-DOOR								
42	ESCORT GHIA	1.4	5-DOOR								
		1.6	5-DOOR								
44	ESCORT XR3i	1.6i	3-DOOR								
		1.6i WITH ANTI-LOCK BRAKES	3-DOOR								
46	ESCORT CABRIOLET XR3i	1.6i	2-DOOR								
48	ESCORT ESTATE INTRODUCTION										
48	ESCORT ESTATE POPULAR	1.3	3-DOOR								
		1.8D	3-DOOR								
48	ESCORT ESTATE POPULAR PLUS	1.3	3-DOOR								
		1.8D	3-DOOR								
48	ESCORT ESTATE L	1.3	3-DOOR								
		1.3	5-DOOR								
		1.4	5-DOOR								
48	ESCORT ESTATE GL	1.6	5-DOOR								
		1.8D	5-DOOR								
50	ESCORT SPECIFICATIONS										
57	ORION INTRODUCTION										
60	ORION L	1.3	4-DOOR								
		1.4	4-DOOR								
		1.6	4-DOOR								
61	ORION LX	1.8D	4-DOOR								
		1.4	4-DOOR								
		1.6	4-DOOR								
62	ORION GL	1.4	4-DOOR								
		1.6	4-DOOR								
		1.8D	4-DOOR								
64	ORION GHIA	1.4	4-DOOR								
		1.6	4-DOOR								
66	ORION GHIA INJECTION	1.6i	4-DOOR								
		1.6i WITH ANTI-LOCK BRAKES	4-DOOR								
68	ORION 1600E (subject to availability)	1.6i	4-DOOR								
70	ORION SPECIFICATIONS										

# FORD BUYER'S GUIDE

CAR/MODEL	ENGINE	DOORS	PRICE £×1000	PAGE
<b>SIERRA SAPPHIRE INTRODUCTION</b>			<b>9 10 11 12 13 14 15 16 17 18 19 20 21 22 23 24</b>	
SIERRA SAPPHIRE CLASSIC	1.6	4-DOOR		75
SIERRA SAPPHIRE L	1.6 1.8 2.3D	4-DOOR		79
SIERRA SAPPHIRE LX	1.6 1.8 2.0 DOHC	4-DOOR		80
SIERRA SAPPHIRE GL	1.6 1.8 2.0 DOHC 2.3D	4-DOOR		81
SIERRA SAPPHIRE GLS	2.0 DOHC EFI	4-DOOR		82
SIERRA SAPPHIRE GHIA	2.0 DOHC EFI	4-DOOR		84
<b>SIERRA INTRODUCTION</b>			<b>9 10 11 12 13 14 15 16 17 18 19 20 21 22 23 24</b>	
SIERRA LASER	1.6	5-DOOR		86
SIERRA L	1.6 1.8 2.3D	5-DOOR		89
SIERRA LX	1.6 1.8 2.0 DOHC	5-DOOR		92
SIERRA GL	1.6 1.8 2.0 DOHC 2.3D	5-DOOR		94
SIERRA GLS	2.0 DOHC EFI	5-DOOR		95
SIERRA GHIA	2.0 DOHC EFI	5-DOOR		96
SIERRA XR4×4	2.9EFI	5-DOOR		98
<b>SIERRA ESTATE INTRODUCTION</b>			<b>9 10 11 12 13 14 15 16 17 18 19 20 21 22 23 24</b>	
SIERRA ESTATE LASER	1.6	5-DOOR		100
SIERRA ESTATE L	1.6 1.8 2.3D	5-DOOR		102
SIERRA ESTATE LX	1.6 1.8 2.0 DOHC 2.3D	5-DOOR		104
SIERRA ESTATE GHIA	2.0 DOHC EFI	5-DOOR		104
SIERRA ESTATE GHIA 4×4	2.9EFI	5-DOOR		104
<b>SIERRA SPECIFICATIONS</b>				106
<b>GRANADA INTRODUCTION</b>			<b>9 10 11 12 13 14 15 16 17 18 19 20 21 22 23 24</b>	
GRANADA TAXI	2.5D TURBO	5-DOOR		113
GRANADA LX	2.0 DOHC 2.0 DOHC EFI 2.5D TURBO	5-DOOR		116
GRANADA GL	2.0 DOHC EFI 2.5D TURBO	5-DOOR		116
GRANADA GHIA	2.0 DOHC EFI 2.5D TURBO 2.9EFI	5-DOOR		118
GRANADA GHIA X	2.0 DOHC EFI 2.9EFI	5-DOOR		120
GRANADA GHIA X 4×4	2.9EFI	5-DOOR		122
<b>SCORPIO INTRODUCTION</b>			<b>9 10 11 12 13 14 15 16 17 18 19 20 21 22 23 24</b>	
SCORPIO	2.0 DOHC EFI 2.0 DOHC EFI 2.9 EFI 2.9 EFI	CLOTH TRIM LEATHER TRIM CLOTH TRIM LEATHER TRIM	5-DOOR	122
SCORPIO 4×4	2.9EFI 2.9EFI	CLOTH TRIM LEATHER	5-DOOR	126
<b>GRANADA SCORPIO SPECIFICATIONS</b>				130
<b>IN-CAR ENTERTAINMENT</b>				132
<b>FORD ACCESSORIES</b>				139
<b>FORD CARES</b>				142

Maximum vehicle retail prices include Car Tax and VAT (see back cover for details of Car Tax, VAT and delivery charges)

# FORD

## TODAY · TOMORROW

† For Government fuel consumption test figures on the Sapphire/Sierra and Granada/Scorpio see Technical Specifications tables on pages 106 and 132 respectively.

**F**ord's superb range of powerful, efficient and dependable petrol engines now includes an all-new 2.0-litre Double Overhead Camshaft (DOHC) unit, in carburettor and electronically controlled fuel injection versions. These engines are available in Sierra Sapphire LX, GL, GLS and Ghia, Sierra LX, GL, GLS and Ghia, Sierra Estate GL and Ghia, the new Granada LX, Granada GL, Ghia and Ghia X and Scorpio models. Both engine types have aluminium alloy heads and two large diameter valves per cylinder. The inlet valve ports feature patented turbulence generators, creating maximum swirl and thorough mixing prior to combustion. This results in optimum burning for more efficient use of fuel†, and cleaner emissions to help protect the environment.


The carburettor engine produces 109 PS in terms of power, and 174 Nm of torque. The electronically controlled fuel injection produces 125 PS and 174 Nm of torque. Other major benefits of the new engines include an improvement in fuel economy†, exceptional smoothness and improved mid-range response.

The double overhead camshaft configuration gives Ford's new 2.0-litre petrol engine many advantages in power, smoothness and environmental acceptability. Both the carburettor DOHC engine and the EFI derivative can run on unleaded petrol without adjustment, partly by virtue of specially hardened valve seats and the engine management systems


(ESC II on carburettor engine, EEC IV on EFI). The hydraulic tappets operated by the double overhead camshafts never need adjustment, and the ignition timing is set for life, both contributing to low maintenance costs.



2



1



3





4

③ Close-up of a DOHC camshaft, showing maintenance-free hydraulic tappets.

④ The ignition timing is set for life, and the distributor has breakerless action for precise and reliable operation.

*Ford's continuous development policy adds  
Double Overhead Camshaft (DOHC) power  
to the renowned engine range*



The new 2.0-litre DOHC EFI engine features Ford's advanced electronic fuel injection and engine management systems, which combine to produce a formidable high technology partnership.

This brings a wealth of benefits to the engine, in terms of increased power and torque output, silken-smooth operation because of timed-to-perfection ignition, and exceptional reliability

thanks to non-wearing electronic components which need no maintenance. Ford's advanced EEC IV electronic engine management system uses computer technology that can process up to 250,000 inputs a second, to monitor and control combustion. In tandem with electronic fuel injection, it means efficient engine performance under all conditions.

⑥ DOHC configuration enables large-diameter valves to be used for high-volume induction and exhaust, for improved gas flow.

⑦ The valve seats on both versions of the new 2.0-litre DOHC are specially hardened, which allows unleaded petrol to be used.

①② Ford's new DOHC petrol engines deliver more power and torque than the engines they replace, and are smoother and more flexible in operation. They are also perfectly matched to Ford's advanced MT75 five-speed manual transmission, shown in the larger illustration which features the new 2.0-litre DOHC EFI engine.

⑤ On the new 2.0-litre DOHC EFI engine, the fuel injectors are head-mounted for precise mixture control, and air is fed to the inlet valves from a plenum chamber for improved induction and reduced intake noise.

# FORD

## TODAY · TOMORROW

### Ford's new 5-speed gearbox

The excellent driveability inherent in the new 2.0-litre Double Overhead Camshaft (DOHC) engines, is complemented by Ford's newly developed MT75 five-speed manual transmission. This transmission is a lightweight gearbox embodying a wealth of technology which endows it with a really slick action, and even reverse gear has synchromesh for easy selection and the prevention of gear chipping. The ratios have been carefully chosen to match the power and torque characteristics of the DOHC engines as perfectly as possible. A smooth, powerful engine and a slick, positive gearbox add up to a rare kind of driving satisfaction.

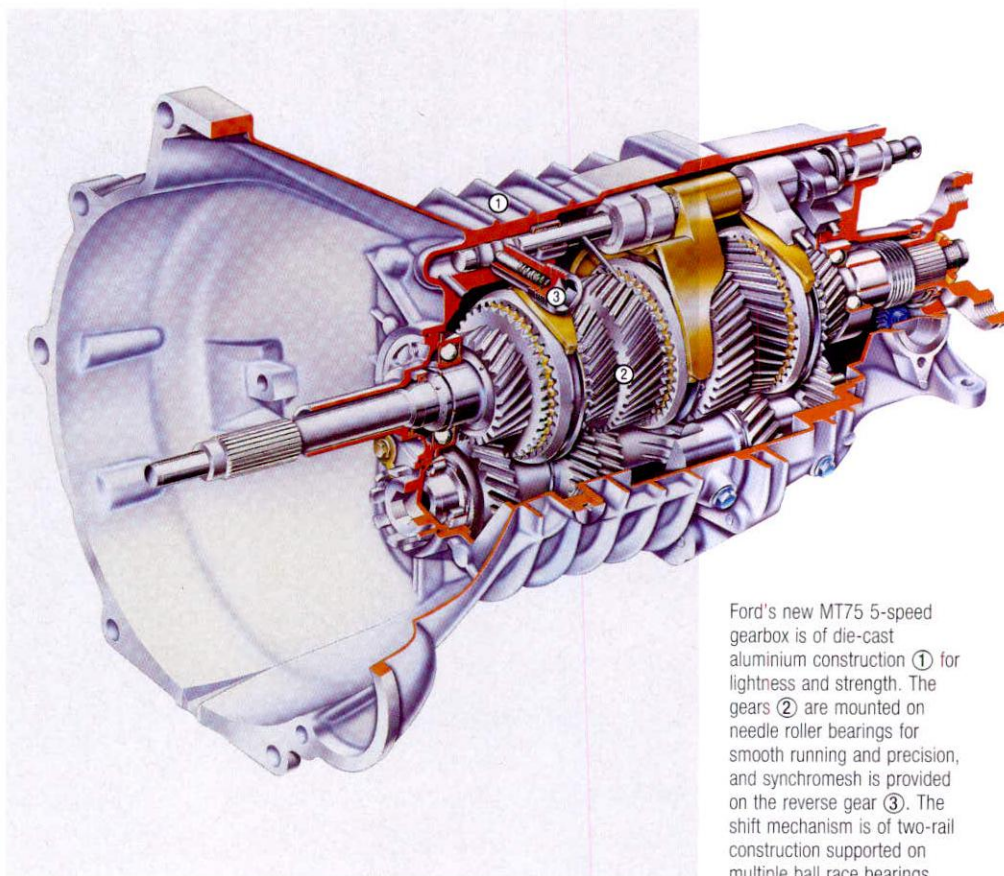
Ford's new powertrains for Sierra, Granada and Scorpio models – comprising the new DOHC engines and the MT75 gearbox – provide that satisfaction in abundance.

### Glass etching now standard.



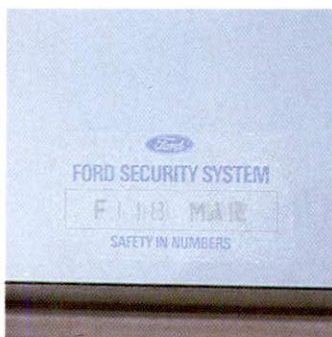
Glass etching is an effective deterrent to vehicle theft, and Ford's newest measure to help in reducing this area of 'autocrime' is the Ford Security System.

Ford Dealerships participating in this programme will etch your vehicle's registration or VIN number, free of charge, into all the glass surfaces of your new Ford car. This includes front and rear screens, side windows, head- and tail-light lenses, and even the sunroof, where fitted.

Even if this does not deter those most persistent thieves, in the unfortunate event that you still lose your car, the programme includes a one year vehicle theft insurance (which can be extended) to provide you with up to one week's free hire of a similar Ford model.



Ford's new MT75 5-speed gearbox is of die-cast aluminium construction ① for lightness and strength. The gears ② are mounted on needle roller bearings for smooth running and precision, and synchromesh is provided on the reverse gear ③. The shift mechanism is of two-rail construction supported on multiple ball race bearings.



4 Glass etching your vehicle's registration or VIN number ① is an effective anti-theft measure. Participating Ford Dealers take this a stage further by ensuring that glass exterior surfaces – front ② and rear screens ③, side windows ④ and light lenses are etched, to really deter thieves.



---

# NEW ADDITIONS TO THE FORD RANGE

---



The extensive range of quality Ford cars is being extended even further, with the addition of new and exciting models which mean more choice for Britain's motorists.

With the introduction of the 2.0-litre Double Overhead Cam (DOHC) engines there's a new Scorpio model which will be popular with family motorists, and business users will find it a lot less taxing . . .

The new DOHC engine also powers the new Granada LX model, which replaces the Granada L.

The new Sierra Sapphire Classic and Sierra Laser Saloons and Estates add further dimensions of style, value and practicality to these highly regarded ranges.

To complete our new model line-up, Escort Popular Plus and Popular Plus Estates have been introduced, to further expand the appeal of Britain's best-selling cars for the last 7 years.



# FIESTA

## TECHNICAL

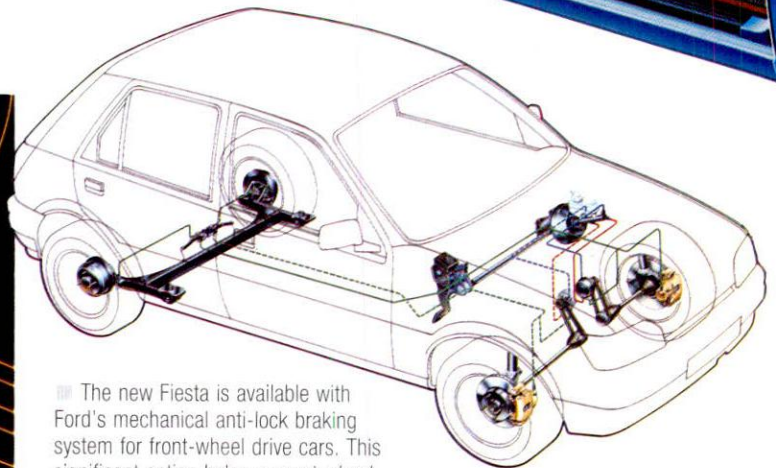
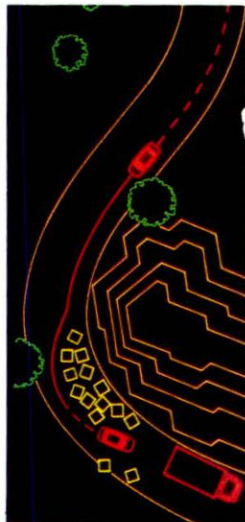
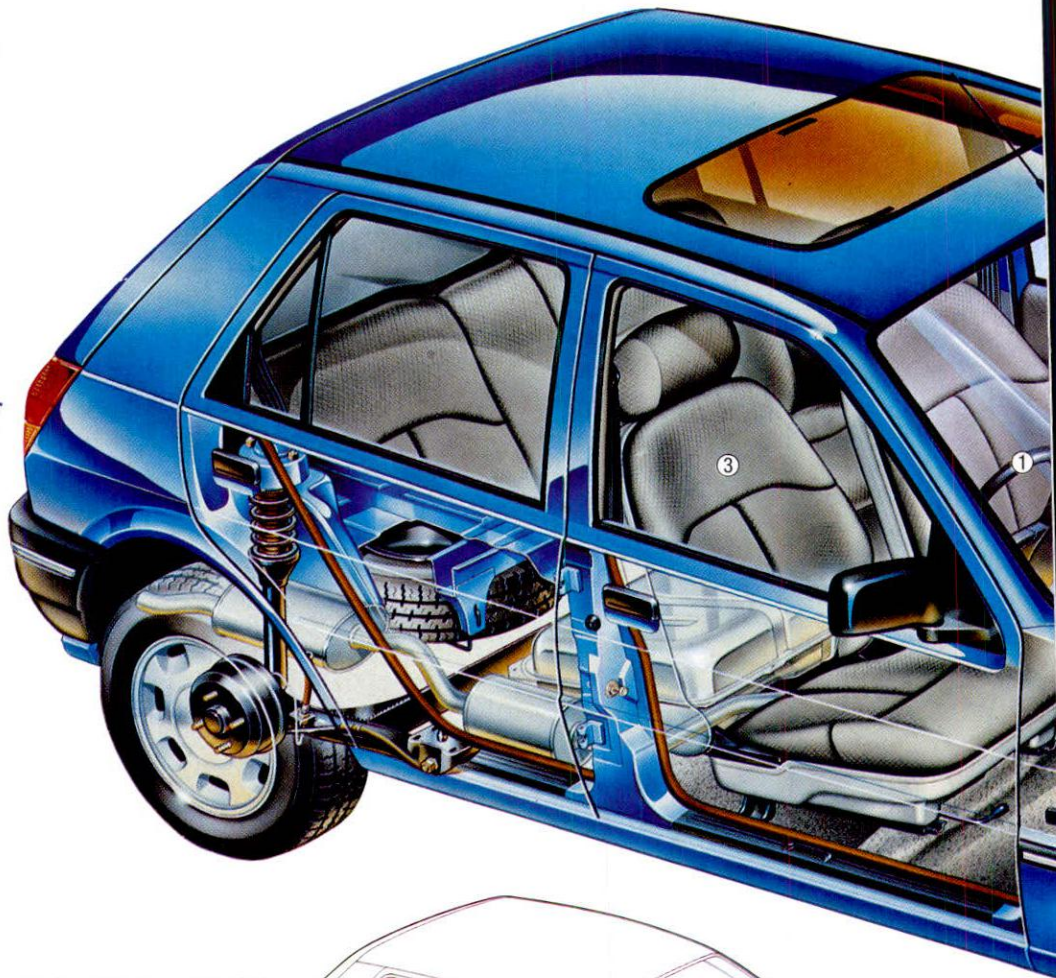
For full specification details see pages 24-29.

† For Government fuel consumption test figures see 'Technical specifications' table on page 24.

*Design, technology and quality of manufacturing blend harmoniously in the new three and five-door Fiesta range. The smart new body shape is exceptionally aerodynamic – just 0.36 Cd – and the mechanical specification embodies a wealth of innovation. That's probably why it clinched the 'What Car?' Car of The Year Award . . . even before it went on sale!*

■ The application of technology has contributed much to the overall driving satisfaction of the new Fiesta range. From the 'soft feel' steering wheel ① and the instrument binnacle ② to the rake-adjustable seats ③ and tailgate wash-wipe (on Popular Plus and above), the new Fiesta is every inch a driver's car.

■ A completely new suspension arrangement has been developed for the new Fiesta. The front suspension provides near perfect wheel geometry for maximum poise and precision in all steering conditions, and the rear wheels have twist-beam suspension for stability and comfort. The steering mechanism is also completely new, with low-effort rack-and-pinion action supported by special double vertical bush assemblies which reduce vibration and shocks from the road wheels.



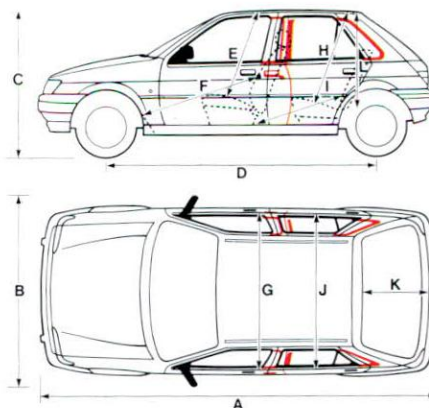
■ The new Fiesta is available with Ford's mechanical anti-lock braking system for front-wheel drive cars. This significant option helps prevent wheel locking in slippery conditions, inspiring confidence throughout the driving experience. The optional anti-lock brake system showing the belt-driven modulator unit

for each front wheel and the diagonal hydraulic front/rear interconnection.



■ Your new Fiesta's registration or VIN number will be etched on all exterior glass surfaces, if supplied by a participating Ford Dealer. The front and rear screens, side windows and light lenses will be etched, as part of Ford's commitment to security.

■ CTX is Ford's innovative continuously variable transaxle, an efficient automatic transmission specially designed for small cars. It has a stepless spread of engine/road speed ratios, giving smooth progress throughout the speed range with optimum efficiency. Fuel economy† is maintained by the smoothness of the transmission and by ensuring that the engine is always working at the most efficient speed for the conditions encountered.



**DIMENSIONS  
EXTERIOR DIMENSIONS  
(INCHES)**

	FIESTA 3-DOOR	FIESTA 5-DOOR
A OVERALL LENGTH	147.4	147.4
B OVERALL WIDTH	73.0	73.0
C UNLADEN HEIGHT	52.2	52.2
D WHEELBASE	96.3	96.3

**INTERIOR DIMENSIONS  
(INCHES)**

E FRONT EFFECTIVE HEADROOM	37.7	37.7
F MAX. EFFECTIVE LEG ROOM	40.8	40.8
G SHOULDER ROOM	52.1	52.1
H REAR EFFECTIVE HEADROOM	36.5	36.5
I MIN. EFFECTIVE LEG ROOM	32.9	32.9
J SHOULDER ROOM	53.7	51.5

**STOWABLE LUGGAGE  
(CUBIC FEET)†**



K 5 SEAT MODE	8.8	8.8
L 2 SEAT MODE (laden to roof)	32.8	32.8

† Measured using the VDA Method.

Dimensions may vary dependent on levels of equipment fitted.

■ A major strength of the new Fiesta range is the wide range of engines to choose from. There's a new 1.8-litre diesel engine ④, which excels in the economy† stakes, yet produces plenty of power to maintain good performance figures. The 1.0-litre and 1.1-litre petrol engines are also exceptionally frugal† and the 1.4 and 1.6-litre petrol engines have Compound Valve Hemispherical (CVH) technology for more efficient combustion.

■ All new Fiesta petrol engines are able to run on environmentally-protective unleaded fuel. The official Government symbol for unleaded petrol (right) is used at filling stations. (Pb is the chemical element symbol for lead.)



■ The new 1.8-litre diesel engine features 'slim-tip' glow plugs for fast warm-up. A fascia-mounted warning light indicates when warm-up has been achieved.

■ Ford has taken great pains to ensure your smart new Fiesta will retain its good looks and style for a very long time. Preparation for painting includes extensive anti-corrosion treatment, with special protection in more vulnerable areas. The front wheel arches are lined with protective material to help prevent corrosion resulting from chipping and accumulation of harmful deposits.



---

# FIESTA

## POPULAR

---



*The lead-in model in the new Fiesta range is bound to live up to the Popular identity, with big-value specification and equipment at an affordable price*



For full specification details see pages 24-29.

† For Government fuel consumption test figures see 'Technical specifications' table on page 24.

**A** glance at the new three- and five-door Fiesta Popular confirms Ford's commitment to quality. Look deeper and you'll appreciate the elegance and equipment offered at an affordable price, and with the prospect of ownership costs low enough to pleasantly surprise you. All this without compromising performance or spaciousness – including plenty of room for the luggage.

Standard features include:

- Choice of three- ① or five-door body styles.
- Economical† 1.0 HCS engine with four-speed gearbox.
- One piece, black polycarbonate bumpers ①.
- Heated rear window ③.
- Concealed drip rail.
- Remote control driver's door mirror ④.
- Two-position front seat belt upper fixing.
- Moulded seats with Medley fabric trim and height adjustable padded front head restraints ②.
- Folding rear seat back.
- Stowage pocket in passenger footwell ⑦.
- Moulded panel door trim ②.
- Integrated door lock and handle ⑥.
- Illuminated instrument panel ⑤, ⑧ with constant readout fuel gauge and warning lights that include oil pressure, choke-on, ignition/alternator and brake failure.




MODEL	ENGINE	INS. GROUP††	PRICE £
POPULAR 3-DOOR	1.0	2	5199
POPULAR 5-DOOR	1.0	2	5476

Maximum vehicle retail prices include Car Tax and VAT (see back cover for details of Car Tax, VAT and delivery charges).

†† As recommended by the Association of British Insurers.

# FIESTA POPULAR PLUS



More choice, more features more appeal...  
the new Fiesta Popular Plus means  
even more Fiesta value



The new three- and five-door Fiesta Popular Plus hatchbacks build on the strengths of the Popular model, offering a wider choice of power units and the availability of Ford's innovative CTX automatic transmission. Safety-enhancing anti-lock brakes can be specified for your additional peace of mind.

For full specification details see pages 24-29.

Standard features include:

- Choice of three- ④ or five-door ② body styles.

- Ford's new 1.0 HCS and 1.1 HCS and the 1.8 diesel engines are available on the three-door model. A five-door model is available with the 1.1 HCS engine. Four-speed gearbox standard on 1.1 and 1.0 with five-speed standard on 1.8 diesel.

- Heated rear window ①.

- Tailgate wash/wipe ①.

- Remote control door mirrors.

- Front seats ③ trimmed in Medley fabric with height adjustable, padded front head restraints.

- Folding rear seat back.

- Digital clock ⑤.

- Front door bins ③.

- Glovebox with lid ⑦.

- Electronic Self-Seek AM/FM mono radio – Model 2001 with anti-theft coding ⑥, two speakers and roof mounted aerial.

□ Key optional features available at extra cost include a mechanically controlled anti-lock braking system, automatic transmission on 1.1 HCS 3-door and metallic paint ④.




MODEL	ENGINE	INS. GROUP††	PRICE £
POP. PLUS 3-DOOR	1.0	2	5877
POP. PLUS 3-DOOR	1.1	3	6183
POP. PLUS 5-DOOR	1.1	3	6460
POP. PLUS 3-DOOR	1.8D	4	7005

†† As recommended by the Association of British Insurers.

---

# FIESTA

L





*There's a little more of everything  
in the new Fiesta L, with driveability,  
comfort and economy† to the fore*



**T**he new Fiesta L convincingly extends the values embodied in the Popular and Popular Plus, with even more convenient luggage/passenger permutations and more interior comfort features. Mechanically, the standard 5-speed gearbox improves driveability and adds a further dimension to Fiesta fuel economy.†

Standard features include:

- Choice of three- or five-door ⑥ body styles.
- New 1.1 HCS petrol or 1.8 diesel available, both with five-speed gearbox standard.
- Black bodyside mouldings ①.
- Silver wheel centre covers ⑥.
- 60:40 split rear seat back ⑤.
- Intermittent wipe function.
- Colour toned carpet ⑦.
- Seats and upper door panels trimmed in Madrid fabric ⑦.
- Digital clock ⑧.
- Illuminated front cigar lighter ③.
- Load compartment light ②.
- Passenger's sun visor vanity mirror ④.
- Dipping rear view mirror.
- Electronic AM/FM mono radio with anti-theft coding ③, two-speakers and roof mounted aerial.
- Key optional features available at extra cost include a mechanically controlled anti-lock braking system, automatic transmission on 1.1 HCS engine ⑦ and metallic paint.

For full specification details see pages 24-29.

† For Government fuel consumption test figures see 'Technical specifications' table on page 24.

MODEL	ENGINE	INS. GROUP††	PRICE £
L 3-DOOR	1.1	3	6645
L 5-DOOR	1.1	3	6922
L 3-DOOR	1.8D	4	7467
L 5-DOOR	1.8D	4	7744

†† As recommended by the Association of British Insurers.

Maximum vehicle retail prices include Car Tax and VAT (see back cover for details of Car Tax, VAT and delivery charges).

---

# FIESTA

---

LX



*Not only a new Fiesta, a completely new Fiesta designation. The Fiesta LX provides a high level of features, plus a lot of character*

For full specification details see pages 24-29.

† For Government fuel consumption test figures see 'Technical specifications' table on page 24.

**I**t's style that distinguishes the new Fiesta LX model. The elegant exterior encapsulates a generously equipped interior, and the choice of engines means you can match your Fiesta LX to your own style of motoring.

Standard features include:

- Choice of three- or five-door ① body styles.
- 1.1 HCS or 1.4 CVH petrol engines and a 1.8 diesel. Five-speed gearbox is standard.
- Bumpers and wide, black bodyside mouldings with bright insert ①.
- Tinted glass.
- Full, silver wheel covers ① with 155/70 SR×13 tyres.
- Tilting/removable screen glass sunroof ③. The sunroof can be manually adjusted, by means of a convenient rotary knob ④ to achieve the desired amount of ventilation.
- Intermittent wipe function.
- Tachometer ⑤ and trip recorder on petrol models.
- Four-door operated front courtesy light.
- Self-seek AM/FM stereo Radio/Cassette – Model ESRT 32 PS ② with four speakers and roof mounted aerial.

□ Key optional features available at extra cost include an automatic transmission ⑥ on the five-door 1.1 and 1.4 models, rapid de-ice windscreen on the 1.4 engine, metallic paint and an option pack that consists of central locking, electrically operated front windows and remote tailgate release.



MODEL	ENGINE	INS. GROUP†	PRICE £
LX 3-DOOR	1.1	3	7293
LX 5-DOOR	1.1	3	7570
LX 5-DOOR	1.4	4	7992
LX 5-DOOR	1.8D	4	8392

Maximum vehicle retail prices include Car Tax and VAT (see back cover for details of Car Tax, VAT and delivery charges).

†† As recommended by the Association of British Insurers.

---


# FIESTA

---

GHIA



The new Fiesta worthily bears the Ghia designation on models brimming with luxury and refinement



Lavish standards of interior comfort and a particularly smart exterior characterise the new five-door Fiesta which bears the prestigious Ghia crest. Comfortable motoring with extra style.

For full specification details see pages 24-31.

Standard features include:

- Five-door body style ①.
  - Choice of new 1.1 HCS or 1.4 CVH petrol engines, with five-speed gearbox as standard.
  - Central door locking with torch key ④.
  - Tilting/removable screened glass sunroof ⑥.
  - Tachometer and trip recorder ③.
  - Four-door operated front courtesy light.
  - Remote tailgate release ②.
  - Front seat back stowage nets ⑧.
  - Variable position front seat belt upper fixing ⑦.
  - Electrically operated front windows ②.
  - Self-seek AM/FM stereo Radio/Cassette – Model ESRT 32 PS ⑤ with four speakers and roof mounted aerial.
- Key optional features available at extra cost include a mechanically controlled anti-lock braking system, metallic paint ①, automatic transmission and rapid de-ice windscreen on the 1.4 engine.

MODEL	ENGINE	INS. GROUP†	PRICE £
GHIA 5-DOOR	1.1	3	8180
GHIA 5-DOOR	1.4	4	8602

Maximum vehicle retail prices include Car Tax and VAT (see back cover for details of Car Tax, VAT and delivery charges).

†† As recommended by the Association of British Insurers.

---

# FIESTA


---

1.6 S

1



2




3



4



*A fine turn of speed and a special kind of smartness distinguish the new Fiesta 1.6S*




**H**ere's proof that sports motoring can be affordable. The Fiesta S delivers sparkling performance from its powerful engine, and has the suspension to match, yet it retains all the fundamental Fiesta virtues.

Standard features include:

- Three-door body style (1).
- 1.6 CVH engine with five-speed gearbox for strong acceleration and a 108 mph top speed\*.
- 8" rear drum brakes.
- Sports suspension with front anti-roll bar.
- Wide, black bodyside mouldings and bumpers with white insert and front overriders (1).
- Grey paint treatment on front and rear valance (1).
- Long range driving lights (9).
- Tailgate spoiler (6).
- 5x13 steel wheels and 165/65 SRx13 tyres.
- Front sports seats trimmed in Thirsk fabric (8).
- Two-spoke soft-feel sports steering wheel (11).
- Tachometer and trip recorder.
- 60:40 split rear seat back (7).
- Self-Seek AM/FM Stereo Radio/Cassette – Model ESRT 32 PS (10) with four speakers and roof mounted aerial.

□ Key optional features available at extra cost include a mechanically controlled anti-lock braking system, tilting/removable glass sunroof (5) and black paint (1)-(6) (9).



6 \* Ford test figures.

For full specification details see pages 24-29.



7

8



9

10



5



11

MODEL	ENGINE	INS.	GROUP††	PRICE £
S 3-DOOR	1.6	4		7865

†† As recommended by the Association of British Insurers.

# SPECIFICATIONS

## FIESTA

---

### TECHNICAL

#### 1.0 HCS [E]

999 CC ■ CYLINDERS - 4 IN-LINE ■ COMPRESSION RATIO 9.5:1 ■ SINGLE VENTURI CARBURETTOR ■ MANUAL CHOKE ■ ELECTRONIC BREAKERLESS IGNITION ■ MAX. POWER DIN 33 KW (45 PS) AT 5000 RPM ■ MAX. TORQUE DIN 74 NM (7.5 MKP) AT 3000 RPM ■ MAX. CONTINUOUS REVS. 5450

#### 1.1 HCS [E]

1118 CC ■ CYLINDERS - 4 IN-LINE ■ COMPRESSION RATIO 9.5:1 ■ TWIN VENTURI CARBURETTOR ■ MANUAL CHOKE ■ ELECTRONIC BREAKERLESS IGNITION ■ MAX. POWER DIN 40 KW (54 PS) AT 5200 RPM ■ MAX. TORQUE DIN 86 NM (8.8 MKP) AT 2700 RPM ■ MAX. CONTINUOUS REVS. 5650

#### 1.4 CVH [E]

1392 CC ■ CYLINDERS - 4 IN-LINE ■ COMPRESSION RATIO 9.5:1 ■ TWIN VENTURI CARBURETTOR ■ MANUAL CHOKE ■ ELECTRONIC BREAKERLESS IGNITION ■ MAX. POWER DIN 55 KW (75 PS) AT 5600 RPM ■ MAX. TORQUE DIN 109 NM (11.1 MKP) AT 4000 RPM ■ MAX. CONTINUOUS REVS. 6200

#### 1.6 CVH [E]

1596 CC ■ CYLINDERS - 4 IN-LINE ■ COMPRESSION RATIO 9.5:1 ■ TWIN VENTURI CARBURETTOR ■ AUTOMATIC CHOKE ■ ELECTRONIC BREAKERLESS IGNITION ■ MAX. POWER DIN 66 KW (90 PS) AT 5800 RPM ■ MAX. TORQUE DIN 133 NM (13.6 MKP) AT 4000 RPM ■ MAX. CONTINUOUS REVS. 6250

#### 1.8 DIESEL

1753 CC ■ CYLINDERS - 4 IN-LINE ■ COMPRESSION RATIO 21.5:1 ■ INDIRECT MECHANICAL FUEL INJECTION ■ GLOW-PLUG PRE-WARM ■ COMPRESSION IGNITION ■ MAX. POWER DIN 44 KW (60 PS) AT 4800 RPM ■ MAX. TORQUE DIN 110 NM (11.2 MKP) AT 2500 RPM ■ MAX. CONTINUOUS REVS. WITH NO LOAD 5350

#### KEY:

[E] Able to run on either leaded or unleaded petrol without adjustment.

	FUEL CONSUMPTION IN MPG (L/100km)†			PERFORMANCE (FORD TEST FIGS.)		
	CONSTANT 56 MPH (90 km/h)	CONSTANT 75 MPH (120 km/h)	SIMULATED URBAN DRIVING	MAX. SPEED MPH	0-60 MPH (SECS)	30-50 MPH* (SECS)
<b>3-DOOR FIESTAS</b>						
1.0 HCS 4-SPEED	61.4 (4.6)	43.5 (6.5)	46.3 (6.1)	86	17.5	12.3
1.1 HCS 4-SPEED	61.4 (4.6)	42.8 (6.6)	46.3 (6.1)	92	14.2	10.7
1.1 HCS 5-SPEED	65.7 (4.3)	46.3 (6.1)	46.3 (6.1)	92	14.2	10.7
1.1 HCS AUTOMATIC	62.8 (4.5)	40.9 (6.9)	42.8 (6.6)	88	14.9	N/A
1.6 CVH 5-SPEED	52.3 (5.4)	40.4 (7.0)	32.1 (8.8)	108	9.3	7.3
1.8 DIESEL 5-SPEED	70.6 (4.0)	50.4 (5.6)	48.7 (5.8)	94	14.1	10.1
<b>5-DOOR FIESTAS</b>						
1.0 HCS 4-SPEED	61.4 (4.6)	43.5 (6.5)	46.3 (6.1)	86	17.5	12.3
1.1 HCS 4-SPEED	61.4 (4.6)	42.8 (6.6)	46.3 (6.1)	92	14.2	10.7
1.1 HCS 5-SPEED	65.7 (4.3)	46.3 (6.1)	46.3 (6.1)	92	14.2	10.7
1.1 AUTOMATIC	62.8 (4.5)	40.9 (6.9)	42.8 (6.6)	88	14.9	N/A
1.4 CVH 5-SPEED	54.3 (5.2)	42.2 (6.7)	32.8 (8.6)	102	10.6	8.3
1.4 CVH AUTOMATIC	55.4 (5.1)	39.8 (7.1)	32.5 (8.7)	99	11.1	N/A
1.8 DIESEL 5-SPEED	70.6 (4.0)	50.4 (5.6)	48.7 (5.8)	94	14.1	10.1

† All figures in mpg (l/100km) are from officially approved tests under the passenger Car Fuel Consumption Order 1983.

The fuel consumption test figures shown in the chart do not express or imply any guarantee of the fuel consumption of a car of the class in question. See back cover.

\* In 4th gear.

	KERBWEIGHTS (kg)‡						GROSS VEHICLE WEIGHT (kg)	MAX. TOWING LIMIT (2 UP) (kg)	MAX. ROOF RACK LOAD (kg)
	POPULAR	POPULAR PLUS	L	LX	Ghia	S			
<b>3-DOOR FIESTAS</b>									
1.0 HCS 4-SPEED	770	770					1225	780	75
1.1 HCS 4-SPEED		785					1250	900	75
1.1 HCS 5-SPEED			785	785			1250	900	75
1.1 HCS AUTOMATIC		785	785				1250	900	75
1.6 CVH 5-SPEED						835	1250	900	75
1.6 EFI 5-SPEED							1325	900	75
1.8 DIESEL 5-SPEED		870	870				1350	900	75
<b>5-DOOR FIESTAS</b>									
1.0 HCS 4-SPEED	795						1225	780	75
1.1 HCS 4-SPEED		810					1250	900	75
1.1 HCS 5-SPEED			810	810	810		1250	900	75
1.1 HCS AUTOMATIC			810	810			1250	900	75
1.4 CVH 5-SPEED				840	840		1275	900	75
1.4 CVH AUTOMATIC				840	840		1275	900	75
1.8 DIESEL 5-SPEED			895	895			1350	900	75

‡ Represents the lightest kerbweight assuming full fluid and fuel levels, subject to manufacturing tolerances and options, etc., fitted. TOWING LIMITS quoted in this catalogue represent the recommended maximum towing ability of the vehicle with 2 occupants (150 lb each) to restart on a 12 per cent gradient (1 in 8.3 approx.) at sea level. This means that where additional payload is carried (additional occupants, luggage, etc.), then this additional weight should be deducted from the recommended towing limit. The performance and economy of all models will be reduced when used for towing.



# SPECIFICATIONS

## FIESTA

---

### TECHNICAL

	3-DOOR FIESTAS					5-DOOR FIESTAS				
	POPULAR	POPULAR PLUS	L	LX	S	POPULAR	POPULAR PLUS	L	LX	GHIA
1.0 HCS 4-SPEED	■	■				■				
1.1 HCS 4-SPEED		■					■			
1.1 HCS 5-SPEED			■	■				■	■	■
1.4 CVH 5-SPEED									■	■
1.6 CVH 5-SPEED					■					
1.8 DIESEL 5-SPEED		■	■					■	■	
<b>BATTERY, MAINTENANCE FREE</b>	■	■	■	■	■	■	■	■	■	■
<b>BRAKES:</b>										
DIAGONALLY-SPLIT DUAL-LINE SERVO-ASSISTED SYSTEM	■	■	■	■	■	■	■	■	■	■
9½" FRONT DISCS AND SELF-ADJUSTING 7" DIAMETER REAR DRUMS	■	■	■	■		■	■	■	■	■
VENTILATED FRONT DISCS AND SELF-ADJUSTING 8" DIAMETER REAR DRUMS					■					
<b>EXHAUST SYSTEM, LONG LIFE</b>	■	■	■	■	■	■	■	■	■	■
<b>FUEL TANK - 42 LITRE</b>	■	■	■	■	■	■	■	■	■	■
<b>RADIATOR FAN THERMOSTATICALLY CONTROLLED</b>	■	■	■	■	■	■	■	■	■	■
<b>SUSPENSION:</b>										
FRONT INDEPENDENT WITH MACPHERSON STRUTS, TELESCOPIC DAMPERS, COIL SPRINGS AND A-FRAME TIE-BARS	■	■	■	■	■	■	■	■	■	■
REAR SEMI-TRAILING COIL SPRING SYSTEM	■	■	■	■	■	■	■	■	■	■
SPORTS SUSPENSION WITH FRONT ANTI-ROLL BAR					■					

# SPECIFICATIONS

## FIESTA

---

### EXTERIOR

#### STANDARD EXTERIOR FEATURES

- **BUMPERS**, polycarbonate
- **FUEL** tank cap with high security lock, locking by ignition key
- **HEATED REAR WINDOW**
- **HORN**, single tone
- **LIGHTS:**  
Halogen headlights  
Hazard warning flashers  
Rear fog light  
Reversing light  
Side repeat flashers
- **LOCKS:**  
Anti-burst door locks  
High security  
Integral door lock release in interior door latch handle
- **MIRRORS:**  
Remote control on driver side
- **ROOF:**  
Concealed drip rail
- **SPARE WHEEL**, Cradle mounted
- **TOW HOOKS**, front and rear
- **WHEEL ARCH LINERS**, front
- **WINDSCREEN**, laminated
- **WIPERS:**  
Two-speed  
Electric wash  
Flick wipe

	3-DOOR FIESTAS				5-DOOR FIESTAS					
	POPULAR	POPULAR PLUS	L	LX	S	POPULAR	POPULAR PLUS	L	LX	GHIA
<b>BLACK DECAL ON 'B' PILLAR</b>					■					■
<b>BODYSIDE MOULDINGS:</b>										
NARROW BLACK			■					■		
WIDE BLACK WITH BRIGHT INSERT				■					■	■
WIDE BLACK WITH WHITE INSERT					■					
GREY PAINT TREATMENT BELOW BODYSIDE MOULDING										■
GREY PAINT TREATMENT ON FRONT AND REAR VALANCE					■					■
<b>BUMPERS:</b>										
BLACK	■	■	■			■	■	■		
BLACK WITH BRIGHT INSERT				■					■	■
BLACK WITH WHITE INSERT AND FRONT OVERRIDERS					■					
<b>LIGHTS:</b>										
LONG RANGE DRIVING LIGHTS					■					
<b>LOCKS:</b>										
CENTRAL DOOR LOCKING (INCLUDING TORCH KEY)										■
REMOTE TAILGATE RELEASE										■
<b>MIRRORS:</b>										
REMOTE CONTROL ON PASSENGER SIDE		■	■	■	■		■	■	■	■
<b>SPOILER, TAILGATE</b>					■					
<b>TINTED GLASS</b>				■	■				■	■
<b>TYRES:</b>										
135 SR×13 on 1.0	■	■				■				
145 SR×13 on 1.1 AND 1.8 DIESEL		■	■				■	■		
155/70 SR×13				■					■	■
165/65 SR×13					■					
<b>WHEELS:</b>										
4½×13 STEEL	■	■	■	■		■	■	■	■	■
5×13 STEEL					■					

# SPECIFICATIONS

## FIESTA

### EXTERIOR

	3-DOOR FIESTAS					5-DOOR FIESTAS				
	POPULAR	POPULAR PLUS	L	LX	S	POPULAR	POPULAR PLUS	L	LX	GHIA
<b>WHEEL COVERS:</b>										
BLACK CENTRE CAP AND NUT COVERS	■	■				■	■			
CENTRE COVERS IN SILVER			■					■		
FULL WHEELCOVERS IN TRICOAT WHITE					■					
FULL WHEELCOVERS IN SILVER				■					■	■
<b>WIPERS:</b>										
TAILGATE WASH/WIPE		■	■	■	■		■	■	■	■
INTERMITTENT WIPE			■	■	■			■	■	■

### INTERIOR

	3-DOOR FIESTAS					5-DOOR FIESTAS				
	POPULAR	POPULAR PLUS	L	LX	S	POPULAR	POPULAR PLUS	L	LX	GHIA
<b>CARPET:</b>										
GREY	■	■			■	■	■			
COLOUR-TONED			■					■		
COLOUR-KEYED NON WOVEN VELOR				■					■	■
<b>CIGAR LIGHTER, ILLUMINATED FRONT</b>			■	■	■			■	■	■
<b>CLOCK, DIGITAL</b>		■	■	■	■		■	■	■	■
<b>GRAB HANDLES, TWO REAR WITH COAT HOOK</b>			■	■	■			■	■	■
<b>COAT HOOKS, REAR</b>	■	■				■	■			
<b>CONSOLE, FLOOR MOUNTED WITH STOWAGE BOX</b>										■
<b>DOOR TRIM:</b>										
PLAIN VINYL UPPER	■	■				■	■			
FABRIC TRIM UPPER			■	■	■			■	■	■
FRONT DOOR BINS		■	■	■	■		■	■	■	■
PATTERNED VINYL LOWER										■
THREE POINT ARMREST										■
<b>IN-CAR ENTERTAINMENT:</b>										
ELECTRONIC AM/FM MONO RADIO – MODEL 2001 WITH ANTI-THEFT CODING		■	■				■	■		
SELF-SEEK AM/FM STEREO RADIO/ CASSETTE – MODEL ESRT 32PS				■	■				■	■
TWO SPEAKERS	■	■				■	■			
FOUR SPEAKERS				■	■				■	■

### STANDARD INTERIOR FEATURES

- **ASHTRAYS:**  
One mounted in instrument panel centre stack  
One rear
- **CONTROLS:**  
Two steering column stalks controlling master light functions, indicators, horn and wash/wipe functions
- **DOCUMENT STOWAGE POCKET IN PASSENGER FOOTWELL**
- **DOOR TRIM:**  
Moulded panel with pull handle/armrest
- **GRAB HANDLES:**  
Front passenger side with coat hook
- **HEADLINING, MOULDED WITH CLOTH COVERING**
- **HEATER/VENTILATION:**  
Illuminated heater controls  
Three-speed illuminated heater blower switch  
Four face-levels vents, air temperature, direction and flow controlled  
Dedicated side window demists

# SPECIFICATIONS

## FIESTA

---

### INTERIOR

■ **INSTRUMENTS:**

Speedometer, odometer, fuel gauge, water temperature gauge, warning lights for oil pressure, direction indicator, choke on/glow plugs on (where applicable), high beam, ignition/alternator, brake failure, handbrake on, 'lights on'

■ **INSTRUMENT PANEL:**

Black instrument binnacle  
Driver's side lower stowage  
Passenger's side upper stowage  
Glovebox

■ **LIGHTS:**

Front courtesy light, header mounted, operated by switches on front doors

■ **SEATS:**

Fully reclining front  
Height adjustable front seat head restraints  
Folding rear seat back

■ **SEAT BELTS:**

Inertia reel front seat belts  
Rear outboard inertia reel and centre lap static

■ **SUNVISORS, TWO SWIVELLING**

■ **SWITCHES:**

Illuminated centre console mounted auxiliary micro switches

■ **TAILGATE GAS STRUT**

■ **TAILGATE PANEL WITH INTEGRAL HANDHOLD**

**INSTRUMENTS:**

TACHOMETER, PETROL MODELS ONLY  
TRIP RECORDER, PETROL MODELS ONLY

**INSTRUMENT PANEL:**

GLOVEBOX LID

**LIGHTS:**

LOAD COMPARTMENT LIGHT

FOUR DOOR OPERATED  
FRONT COURTESY LIGHT

**LUGGAGE COMPARTMENT:**

CARPET ON FLOOR ONLY WITH SIDEWALL TRIMS

CARPET ON FLOOR ONLY WITH SOFT FEEL SIDEWALL AND WHEEL ARCH TRIMS

CARPET COVERED TILTING REAR PARCEL TRAY

**MIRRORS:**

ANTI-DAZZLE REAR VIEW MIRROR

DIPPING REAR VIEW MIRROR

PASSENGER'S SUNVISOR VANITY MIRROR

**REMOTE TAILGATE RELEASE**

**SEATS:** For fabric trim see Colour & Trim

FORWARD TILT FRONT SEAT BACK

60:40 SPLIT REAR SEAT BACK

FRONT SEAT BACK STOWAGE NETS

FRONT SPORTS SEATS

**SEAT BELTS:**

TWO POSITION FRONT SEAT BELT UPPER FIXING

HEIGHT ADJUSTABLE FRONT SEAT BELT UPPER FIXING

**STEERING WHEEL:**

TWO-SPOKE SOFT FEEL

TWO-SPOKE SOFT FEEL SPORTS

**SUNROOF, TILTING/REMOVABLE GLASS**

**WINDOWS, ELECTRICALLY OPERATED FRONT**

FRONT

FRONT

FRONT

FRONT

3-DOOR FIESTAS

POPULAR

POPULAR PLUS

L

LX

S

5-DOOR FIESTAS

POPULAR

POPULAR PLUS

L

LX

GHIA

	POPULAR	POPULAR PLUS	L	LX	S	POPULAR	POPULAR PLUS	L	LX	GHIA
TACHOMETER, PETROL MODELS ONLY				■	■					■
TRIP RECORDER, PETROL MODELS ONLY				■	■					■
<b>INSTRUMENT PANEL:</b>										
GLOVEBOX LID		■	■	■	■		■	■	■	■
<b>LIGHTS:</b>										
LOAD COMPARTMENT LIGHT			■	■	■			■	■	■
FOUR DOOR OPERATED FRONT COURTESY LIGHT									■	■
<b>LUGGAGE COMPARTMENT:</b>										
CARPET ON FLOOR ONLY WITH SIDEWALL TRIMS	■	■	■	■	■	■	■	■	■	
CARPET ON FLOOR ONLY WITH SOFT FEEL SIDEWALL AND WHEEL ARCH TRIMS										■
CARPET COVERED TILTING REAR PARCEL TRAY		■	■	■	■		■	■	■	■
<b>MIRRORS:</b>										
ANTI-DAZZLE REAR VIEW MIRROR	■	■				■	■			
DIPPING REAR VIEW MIRROR			■	■	■			■	■	■
PASSENGER'S SUNVISOR VANITY MIRROR			■	■	■			■	■	■
<b>REMOTE TAILGATE RELEASE</b>										■
<b>SEATS:</b> For fabric trim see Colour & Trim										
FORWARD TILT FRONT SEAT BACK	■	■	■	■	■					
60:40 SPLIT REAR SEAT BACK			■	■	■			■	■	■
FRONT SEAT BACK STOWAGE NETS										■
FRONT SPORTS SEATS					■					
<b>SEAT BELTS:</b>										
TWO POSITION FRONT SEAT BELT UPPER FIXING	■	■	■	■	■	■	■	■	■	■
HEIGHT ADJUSTABLE FRONT SEAT BELT UPPER FIXING										■
<b>STEERING WHEEL:</b>										
TWO-SPOKE SOFT FEEL	■	■	■	■		■	■	■	■	■
TWO-SPOKE SOFT FEEL SPORTS					■					
<b>SUNROOF, TILTING/REMOVABLE GLASS</b>				■					■	■
<b>WINDOWS, ELECTRICALLY OPERATED FRONT</b>										■

# SPECIFICATIONS

## FIESTA

### OPTIONS

FACTORY FITTED OPTIONS:	PRICE PER OPTION	3-DOOR FIESTAS				5-DOOR FIESTAS					
		POPULAR	POPULAR PLUS	L	LX	S	POPULAR	POPULAR PLUS	L	LX	GHIA
ANTI-LOCK BRAKES, ONLY WITH MANUAL GEARBOX <sup>⊗</sup>	£400		■	■	■	■		■	■	■	■
AUTOMATIC TRANSMISSION ON 1.1 (WITH FLOOR MOUNTED CONSOLE)	£700		■	■				■	■		
AUTOMATIC TRANSMISSION ON 1.4 (WITH FLOOR MOUNTED CONSOLE)	£700									■	■
RAPID DE-ICE WINDSCREEN ON 1.4	£125									■	■
OPTION PACK; CENTRAL LOCKING; POWER WINDOWS; REMOTE TAILGATE RELEASE; FLOOR-MOUNTED CONSOLE	£250				■	■				■	
PAINT, BLACK	£130		■	■	■	■		■	■	■	■
PAINT, METALLIC	£160		■	■	■	■		■	■	■	■
SELF-SEEK AM/FM STEREO RADIO/CASSETTE - MODEL ESRT 32 PS	£130			■				■			
SUNROOF, TILTING/REMOVABLE GLASS	£205			■		■		■			
TAILGATE WASH/WIPE	£160	■					■				
TINTED GLASS	£70			■				■			

FACTORY FITTED OPTIONS. Maximum option retail prices include Car Tax and VAT (see back cover for details of Car Tax, VAT and delivery charges).

<sup>⊗</sup> When ANTI-LOCK BRAKES are ordered on models other than Fiesta S, 8" diameter rear drums will be fitted.

OPTIONAL WARRANTY FOR 24* MONTHS/18,000 MILES† EXTRA COVER - £80 ALL MODELS	EXTRA COVER PLUS - £173 ALL MODELS
OPTIONAL WARRANTY FOR 24* MONTHS/24,000 MILES† EXTRA COVER - £91 ALL MODELS	EXTRA COVER PLUS - £184 ALL MODELS
OPTIONAL WARRANTY FOR 24* MONTHS/UNLIMITED MILEAGE EXTRA COVER - £122 ALL MODELS	EXTRA COVER PLUS - £215 ALL MODELS
OPTIONAL WARRANTY FOR 36* MONTHS/24,000 MILES† EXTRA COVER - £135 ALL MODELS	EXTRA COVER PLUS - £272 ALL MODELS
OPTIONAL WARRANTY FOR 36* MONTHS/36,000 MILES† EXTRA COVER - £171 ALL MODELS	EXTRA COVER PLUS - £308 ALL MODELS
OPTIONAL WARRANTY FOR 36* MONTHS/60,000 MILES† EXTRA COVER - £250 ALL MODELS	EXTRA COVER PLUS - £387 ALL MODELS

\* From date of Assurance commencement. See your local Ford Dealer for details.  
† Whichever occurs first

# SPECIFICATIONS

## FIESTA

### COLOUR & TRIM

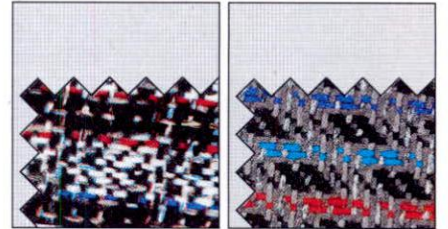
▽ CAR BODY COLOURS

SOLID COLOURS


	POPULAR MEDLEY	POPULAR PLUS MEDLEY	L MADRID	LX MADRID	GHIA ASTRAL	S THIRSK
 DIAMOND WHITE	S	S	S	S	S	S
 RADIANT RED	S	S	S	S	S	S
 GALAXY BLUE	S	S	B	B	B	
 MARITIME BLUE	S	S	B	B	B	
 BURGUNDY RED	S	S	S	S	S	
 IVORY WHITE	S	S	M	M	M	
 BLACK (EXTRA COST)		S	S	S	S	S
<b>METALLIC COLOURS (EXTRA COST)</b>						
 STRATO SILVER		S	S	S	S	S
 MERCURY GREY		S	S	S	S	S
 TASMAN BLUE		S	B	B	B	
 AQUA JADE		S	S	S	S	
 MAGENTA		S	S	S	S	
 OLYMPIC GOLD		S	M	M	M	
 MATISSE BLUE		S	B	B	S	S

◁ MODELS/MAIN SEAT FABRIC


MEDLEY	THIRSK
SHADOW	SHADOW



MADRID		
SHADOW	BLUESTONE	MACE



ASTRAL		
SHADOW	BLUESTONE	MACE



S - SHADOW B - BLUESTONE M - MACE

NOTE: Colours and trims reproduced in this chart may vary from the actual colours due to limitations of printing processes used.

THE · CAR · FOR · ALL · REASONS

# ESCORT



FLEET NEWS 1989  
awards

BEST SALOON CAR  
UP TO 1400 cc

POPULAR · POPULAR PLUS · L · LX · GL · GHIA · XR3i · XR3i CABRIOLET · ESTATES

# ESCORT TECHNICAL

† For Government fuel consumption test figures see 'Technical Specifications' table on page 50.

For full specification details see pages 50-55.


*The world-beating Escort range has a model to suit most reasons for owning a versatile hatchback. There's a wide choice of power units which range from a frugal diesel†, to the verve of fuel-injected power, and the wide range of hatchbacks is complemented by the fresh-air-freedom of a cabriolet.*

Engines for the front-wheel-drive Escort, Britain's top-selling car, combine performance with economy†. Choices include a new version of the 1.3 – a High Compression Swirl (HCS) engine producing 63 PS at 5000 rpm – plus the remarkably efficient 1.4 and 1.6 CVH engines. The lively new 1.8 diesel develops 10 per cent more power and 16 per cent more torque than its predecessor. The sporting XR3i's Bosch K-Jetronic fuel injection helps boost output to 105 PS.



All Escort petrol engines (not RS Turbo) can run on unleaded fuel. The 1.3 HCS engine needs no adjustment, but Ford Dealers will be pleased to make the minor adjustment necessary on 1.4 CVH, 1.6 CVH and 1.6i units. This adjustment is free of charge at the pre-delivery inspection, on request.

Ford's fully independent front suspension combines MacPherson struts (A) with coil springs (B). The layout incorporates a stabiliser bar (C), which helps reduce the body's inclination to roll when cornering. Fully independent suspension blends superior ride comfort with exemplary roadholding and handling characteristics. At the rear, swinging arms (D) of pressed steel are located by longitudinal tie bars (E). Coil spring (F) movements are controlled by strut-type shock absorbers (G).



High-security locks help protect your Ford Escort from the current increase in 'autocrime'. In addition, central locking is now standard on all models from the LX to the XR3i.

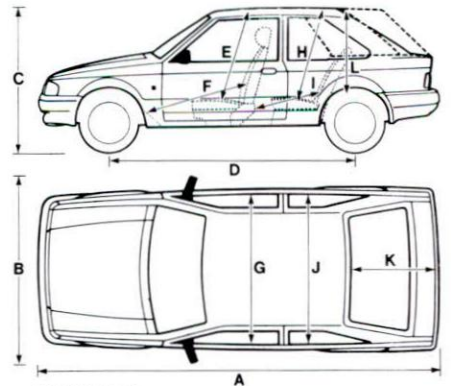





# THE · CAR · FOR · ALL · REASONS

This illustration is intended to show technical features only and does not necessarily represent the latest product specifications.

■ All new Escorts have a comprehensive 20-stage paint and protection treatment, endorsed by Ford's six-year anti-corrosion assurance.



## DIMENSIONS

EXTERIOR DIMENSIONS (INCHES)	ESCORT	CABRIO	ESTATE
A OVERALL LENGTH	158.3	158.3	160.6
B OVERALL WIDTH	72.2	72.2	72.2
C UNLADEN HEIGHT	53.9	55.2	54.7
D WHEELBASE	94.5	94.5	94.5

## INTERIOR DIMENSIONS (INCHES)

E FRONT EFFECTIVE HEADROOM	38.0		38.0
F MAX EFFECTIVE LEG ROOM	40.5		40.5
G SHOULDER ROOM	51.4		51.4
H REAR EFFECTIVE HEADROOM	37.1		37.8
I MIN EFFECTIVE LEG ROOM	34.7		34.7
J SHOULDER ROOM	51.6		51.6

## STOWABLE LUGGAGE (CUBIC FEET)†

K 5 SEAT MODE	12.7		12.7
L 2 SEAT MODE (laden to roof)	37.1		42.4

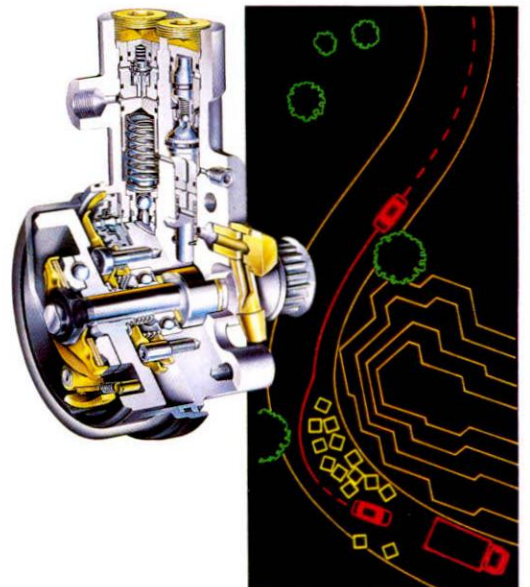
Dimensions may vary dependent on levels of equipment fitted. In the event of any query, please consult a Ford Dealer.  
† Measured using the VDA Method.



■ Your new Escort's registration number will be etched on all exterior glass surfaces, if supplied by a participating Ford Dealer. The front and rear screens, side windows and light lenses will be etched, as part of Ford's commitment to security.

■ The Ford Escort has rack-and-pinion steering which combines lightness when parking, with all the precision needed for enjoyable open-road driving.

▶ Superb stopping power is provided by the escort's servo-assisted (H), dual-line braking system with front discs (J) and self-adjusting rear drums (K). Ford's mechanical anti-lock braking system is an extra-cost option on all Escorts with a manual gearbox. Its sensors activate a valve that 'pumps' the brakes to prevent wheel-lock.



---




# ESCORT

---

## POPULAR



*The Escort Popular represents exceptional value for money, providing roomy family motoring with low running costs*



**T**he Escort Popular gets this world-beating range of hatchbacks off to a flying start. Smartly styled, spacious and comfortable, the Escort Popular offers a high standard of economy motoring that adds up to real value.

For full specification details see pages 50-55.

Standard features include:

- 1.3-litre HCS petrol and 1.8-litre diesel engine available.
- Smart front bumper styling ①.
- Stylish interior seat fabric – Chequers ②.
- Tailgate wash/wipe ⑤.
- Ample storage space includes a glovebox, door stowage bins and a useful 'trinket'-tray with integral coin slots.
- Clear and conveniently arranged instruments ③ and controls include a central speedometer, illuminated micro-switches and a quartz analogue clock ④.
- Tough high-security locks for doors, steering, tailgate and fuel filler cap ⑦.
- Handy, easy to operate remote-control door mirrors.
- New Electronic AM/FM Mono Radio – Model 2001 with anti-theft coding ⑥.
- Key optional feature, available at extra cost, is Ford's award winning mechanically controlled anti-lock braking system.

MODEL	ENGINE	INS. GROUP††	PRICE £
POPULAR 3-DOOR	1.3	3	6390
POPULAR 3-DOOR	1.8D	4	7257

Maximum vehicle retail prices include Car Tax and VAT (see back cover for details of Car Tax, VAT and delivery charges).

†† As recommended by the Association of British Insurers.

---



# ESCORT

---

## POPULAR PLUS



*Escort value extended still further, with a new and highly affordable model that combines practicality with refinement*



**T**he new Escort Popular Plus extends the appeal of this top-selling range, by adding extra refinement for motorists who expect a little more from the car of their choice.

Standard features include:

- 1.3-litre HCS petrol and 1.8-litre diesel engine available.
- Grey bodyside mouldings ④ and colour-toned polycarbonate bumpers ③.
- Full wheelcovers ②.
- Stylish interior seat fabric-chequers ①.
- Tailgate wash/wipe.
- Ample storage space includes a glovebox, door stowage bins and a useful 'trinket'-tray with integral coin slots.
- Clear and conveniently arranged instruments and controls ⑤ include a central speedometer, illuminated micro-switches and a quartz analogue clock.
- High-security locks for doors, steering, tailgate and fuel filler cap.
- Remote control door mirrors.
- Aerial incorporated in rear windscreen.
- Electronic AM/FM Mono Radio – Model 2001 with anti-theft coding ⑤.
- Key optional feature, available at extra cost, is Ford's award winning mechanically controlled anti-lock braking system.

For full specification details see pages 50-55.

MODEL	ENGINE	INS. GROUP††	PRICE £
POP. PLUS 3-DOOR	1.3	3	6963
POP. PLUS 5-DOOR	1.3	3	7241
POP. PLUS 3-DOOR	1.8D	4	7739

Maximum vehicle retail prices include Car Tax and VAT (see back cover for details of Car Tax, VAT and delivery charges).

†† As recommended by the Association of British Insurers.

# ESCORT




## L

For full specification details see pages 50-55.

**T**here's both brisk performance and outstanding economy from this well-equipped Escort hatchback. High levels of interior fittings, versatile loadability and an impressive specification choice make this an Escort with immense appeal.

Standard features include:

- Choice of 1.3-litre HCS, 1.4 and 1.6 petrol and 1.8 diesel engines.
  - Seats trimmed in Madrid fabric ①.
  - Tilt-or-slide glass sunroof with louvred blind ②.
  - Tinted glass.
  - Convenient vanity mirror on passenger's sunvisor.
  - Comprehensive instruments and controls include the central speedometer, trip recorder, quartz analogue clock and the two-spoke 'soft-feel' steering wheel.
  - Radio aerial incorporated in the tailgate window heating element ③.
  - Space-saving 60:40 split-fold rear seatback.
  - New Electronic Self-Seek AM/FM Stereo Radio/Cassette – Model 2005 with anti-theft coding and four speakers ④.
- Key optional features, available at extra cost, include a mechanically controlled anti-lock braking system and automatic transmission on the 1.6 petrol engine.






MODEL	ENGINE	INS. GROUP†	PRICE £
L 3-DOOR	1.3	3	7535
L 5-DOOR	1.3	3	7813
L 3-DOOR	1.4	4	7715
L 5-DOOR	1.4	4	7993
L 5-DOOR	1.6	4	8233
L 3-DOOR	1.8D	4	8220
L 5-DOOR	1.8D	4	8498

Maximum vehicle retail prices include Car Tax and VAT (see back cover for details of Car Tax, VAT and delivery charges).

†† As recommended by the Association of British Insurers.

# ESCORT

## LX



Every inch a driver's car, the Escort LX offers a rare combination of performance and comfort. Versatile, stylish and sprightly, the LX feels as good as it looks, and performs as well as its promise.

Standard features include:

- Choice of 1.4-litre and 1.6-litre petrol engines with five-speed gearbox.

- Protective bodyside mouldings and polycarbonate bumpers with red inserts. Grey paint treatment below bodyside moulding ①.

- Seats trimmed in Madrid fabric.

- Central locking ⑤.

- Tinted glass.

- Screened glass sunroof with louvred blind ③.

- Spacious and versatile five-seater interior with velour carpet and 60:40 split-fold rear seatback.

- Clear, crisp instruments include tachometer ④ and header mounted quartz digital clock ⑥.

- New Electronic Self-Seek AM/FM Stereo Radio/Cassette – Model 2005 with anti-theft coding ② and aerial incorporated in tailgate window heating element.

□ Key optional features, available at extra cost, include a mechanically controlled anti-lock braking system.

MODEL	ENGINE	INS. GROUP††	PRICE £
LX 5-DOOR	1.4	4	8428
LX 5-DOOR	1.6	4	8668

Maximum vehicle retail prices include Car Tax and VAT (see back cover for details of Car Tax, VAT and delivery charges).

For full specification details see pages 50-55.

†† As recommended by the Association of British Insurers.

---

# ESCORT

GL

---





*High standards of refinement, and a host of comfort and convenience features distinguish this very appealing Escort*



**T**his exceptionally well-equipped Escort truly deserves its GL designation. It discreetly combines luxury with performance, and embodies a special kind of elegance discernible in subtleties like the classical coachlines and the smart wheel covers.

Standard features include:

- Choice of 1.4-litre and 1.6-litre petrol and 1.8-litre diesel engines.
- Stylish interior seat fabric – Focus ①.
- Convenient electrically operated and heated door mirrors ②.
- Electrically operated front windows, controls located on door armrests ③.
- Quartz digital clock and courtesy light in neat overhead console.
- Central locking.
- Tilt-or-slide glass sunroof with louvred blind ⑤.
- New Electronic Self-Seek AM/FM Stereo Radio/Cassette – Model 2005 with anti-theft coding ⑥ and aerial incorporated in tailgate window heating element ④.

□ Key optional features, available at extra cost, include rapid de-ice windscreen and a mechanically controlled anti-lock braking system.


For full specification details see pages 50–55.

MODEL	ENGINE	INS. GROUP†	PRICE £
GL 5-DOOR	1.4	4	8738
GL 5-DOOR	1.6	4	8978
GL 5-DOOR	1.8D	4	9243

Maximum vehicle retail prices include Car Tax and VAT (see back cover for details of Car Tax, VAT and delivery charges).

†† As recommended by the Association of British Insurers.

ESCORT  
GHIA



*The name Ghia is synonymous with sumptuous luxury, and the Escort which bears the name is a shining example*



**R**enowned Ghia styling gives this Escort the kind of extra refinement rare in a car in this price category. For business or family use, the Escort Ghia makes a big impression with its elegant body styling and lavish interior. The performance will make a big impression, too.

For full specification details see pages 50-55.

Standard features include:

- Choice of lively 1.4- and 1.6-litre engines, both with a smooth changing five-speed gearbox as standard.
- Central locking by key with built-in torch.
- Electrically operated ⑤ and heated door mirrors with body-colour housings.
- Tinted glass.
- Tilt-or-slide glass sunroof with louvred blind.
- Rapid de-ice windscreen ②.
- Refined and luxurious interior seat fabric – Astral ②.
- Convenient electrically operated front windows ⑥.
- Rear seat central armrest ③.
- New Electronic Stereo Sound System – Model 2007 with separate power amplifier ④, four speakers and aerial incorporated in tailgate window heating element.

□ Key optional features, available at extra cost, include metallic paint ① ⑦, mechanically controlled anti-lock braking system and an automatic transmission for the 1.6 engine.



7



MODEL	ENGINE	INS. GROUP††	PRICE £
GHIA 5-DOOR	1.4	4	9541
GHIA 5-DOOR	1.6	4	9781

Maximum vehicle retail prices include Car Tax and VAT (see back cover for details of Car Tax, VAT and delivery charges).


†† As recommended by the Association of British Insurers.

---


# ESCORT

XR3i

---



*The exhilarating Escort... sporty performance from a specially tailored model with the power of petrol injection*



**A** powerful performance package from Ford Special Vehicle Engineering. The fuel-injected engine is carefully matched by the sports suspension and wide wheels, and both interior and exterior specification strongly mirror the sporty image.

Standard features include:

- Potent 105 PS 1.6-litre engine with fuel injection.
  - Road-hugging fully independent sports suspension.
  - Body-colour bumpers ①.
  - Front and rear spoilers ① ③.
  - Rapid de-ice windscreen ②.
  - Special sports seats trimmed with stylish interior seat fabric – Zolda ⑦.
  - Convenient electrically operated front windows ⑥.
  - Smart well-equipped instrument panel features a tachometer and a sports two-spoke 'soft-feel' steering wheel ②.
  - Front driving lights ①.
  - Electrically operated and heated door mirrors with body-colour housings ⑤.
  - Tilt-or-slide glass sunroof with louvred blind ④.
  - New Electronic Self-Seek AM/FM Stereo Radio/Cassette – Model 2005 ② with anti-theft coding, four speakers and aerial incorporated in tailgate window heating element.
- Key optional features, available at extra cost, include alloy wheels ①, a multi-function fuel computer ② ⑤ and a mechanically controlled anti-lock braking system.

For full specification details see pages 50-55.

MODEL	ENGINE	INS. GROUP††	PRICE £
XR3i 3-DOOR	1.6Fi	5	10282
XR3i ALB 3-DOOR	1.6Fi	5	10682

Maximum vehicle retail prices include Car Tax and VAT (see back cover for details of Car Tax, VAT and delivery charges).

†† As recommended by the Association of British Insurers.

---

# ESCORT

XR3i · CABRIOLET

---

1



2



3



4



*Wind-in-the-hair motoring, with fuel-injected power and superior standards of refinement and equipment*



A rare blend of performance, style and hood-down freedom that's irresistible for sunshine motoring. But, if the need arises, the hood can be raised easily and quickly for snug protection from the elements.

Standard features include:

- Special sports seats trimmed with stylish interior seat fabric – Zolda.
- Convenient electrically operated front windows ②. (Control shown.)
- Road-hugging fully independent sports suspension.
- Front driving lights ①.
- Distinctive body-colour bumpers and bodyside mouldings with stylish red inserts ①. (Black inserts on Radiant Red and Azure Blue.)
- Electrically operated and heated door mirrors with body-colour housings.
- Rapid de-ice windscreen.
- Stylish sports two-spoke 'soft-feel' steering wheel with centre horn push.
- Central locking.
- Illuminated glovebox with locking lid.
- Quick-release handles allow the hood to be raised or lowered in seconds ④.
- New Electronic Self-Seek AM/FM Stereo Radio/Cassette – Model 2005 with anti-theft coding, four speakers and electrically raised aerial.

□ Key optional features, available at extra cost, include electrically operated hood ③ (control shown), alloy wheels ① and a mechanically controlled anti-lock braking system.

For full specification details see pages 50-55.

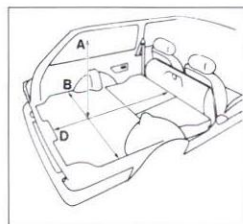
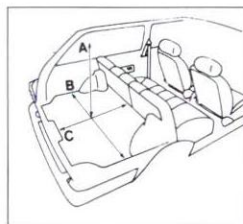
†† As recommended by the Association of British Insurers.

MODEL	ENGINE	INS. GROUP††	PRICE £
CABRIOLET XR3i	1.6Fi	5	12337

Maximum vehicle retail prices include Car Tax and VAT (see back cover for details of Car Tax, VAT and delivery charges).

# ESCORT ESTATE

POPULAR · POPULAR PLUS · L · GL




- (A) Maximum cargo height 33.5"
- (B) Maximum floor width 52" (width between wheelarches 39.3")
- (C) Load space length to back of rear seat 35.6"
- (D) Load space length with rear seats folded down 61.8"

**NOTE:** The Escort Popular and Popular Plus rear seat does not feature a 60:40 split.



# THE · CAR · FOR · ALL · REASONS



**H**ighly practical Escort Estate models incorporate all the big-value Escort comfort and performance features, to provide unbeatable value. Now, the range is extended still further by the highly affordable Popular Plus Estate, which builds on the Escort Popular Estate fundamentals, for those who require a little more.

■ In all four Escort estates the spacious load compartment extends to a length of 61.8" when the back seat is fully folded. A split-fold rear seatback ① gives even greater loading versatility to the L and GL models, and allows long or difficult loads to be carried, together with passengers. When folded flat the maximum load capacity is 42.4 cubic feet†. Always versatile, the estates are available in 3-door or 5-door versions.

■ Like their hatchback counterparts, Escort estates provide generous levels of comfort and convenience. All are fitted as standard with a heated rear windscreen and tailgate wash/wipe. The radio aerial is incorporated in the rear windscreen heating element on Popular Plus models and above, helping to beat the vandals.

■ With four engines to choose from, Escort estates combine performance with practicality. Ranging from the improved 1.3-litre HCS petrol engine to the 1.8-litre diesel there's a power unit to suit all requirements. The 1.8 diesel achieved 65.7 mpg at 56 mph† in the official fuel test.

MODEL	ENGINE	INS. GROUP††	PRICE £
POPULAR 3-DOOR	1.3	3	6958
POPULAR 3-DOOR	1.8D	4	7843
POP. PLUS 3-DOOR	1.3	T.B.A.	7531
POP. PLUS 3-DOOR	1.8D	T.B.A.	8307
L 3-DOOR	1.3	3	8103
L 5-DOOR	1.3	3	8381
L 5-DOOR	1.4	4	8561
L 5-DOOR	1.6	4	8801
L 5-DOOR	1.8D	4	9065
GL 5-DOOR	1.4	4	9306
GL 5-DOOR	1.6	4	9546

Maximum vehicle retail prices include Car Tax and VAT (see back cover for details of Car Tax, VAT and delivery charges).

† Loadspace capacities measured using the VDA method.

† For Government fuel consumption test figures see 'Technical Specification' tables on page 50.

For full specification details see pages 50-55.

†† As recommended by the Association of British Insurers.

# SPECIFICATIONS

## ESCORT

### TECHNICAL

#### 1.3 HCS

1297 CC ■ CYLINDERS - 4 IN-LINE ■  
 COMPRESSION RATIO 9.5:1 ■ TWIN VARIABLE  
 VENTURI CARBURETTOR ■ MANUAL CHOKE ■  
 ELECTRONIC BREAKERLESS IGNITION ■ MAX.  
 POWER DIN 46 KW (63 PS) AT 5000 RPM ■ MAX.  
 TORQUE DIN 101 NM (10.3 MKP) AT 3000 RPM ■  
 MAX. CONTINUOUS REVS. 5450

#### 1.4 OHC (CVH) R

1392 CC ■ CYLINDERS - 4 IN-LINE ■  
 COMPRESSION RATIO 9.5:1 ■ TWIN VENTURI  
 CARBURETTOR ■ MANUAL CHOKE ■ ELECTRONIC  
 BREAKERLESS IGNITION ■ MAX. POWER DIN  
 55 KW (75 PS) AT 5600 RPM ■ MAX. TORQUE  
 DIN 109 NM (11.1 MKP) AT 4000 RPM ■ MAX.  
 CONTINUOUS REVS. 6200

#### 1.6 OHC (CVH) R

1597 CC ■ CYLINDERS - 4 IN-LINE ■  
 COMPRESSION RATIO 9.5:1 ■ TWIN VENTURI  
 CARBURETTOR ■ AUTOMATIC CHOKE ■  
 ELECTRONIC BREAKERLESS IGNITION ■ MAX.  
 POWER DIN 66 KW (90 PS) AT 5800 RPM ■ MAX.  
 TORQUE DIN 133 NM (13.6 MKP) AT 4800 RPM ■  
 MAX. CONTINUOUS REVS. 6200

#### 1.6 OHC (CVH) Fi R

1597 CC ■ CYLINDERS - 4 IN-LINE ■  
 COMPRESSION RATIO 9.5:1 ■ BOSCH K-JETRONIC  
 FUEL INJECTION ■ AUTOMATIC CHOKE ■  
 ELECTRONIC BREAKERLESS IGNITION ■ MAX.  
 POWER DIN 77 KW (105 PS) AT 6000 RPM ■  
 MAX. TORQUE DIN 138 NM (14.1 MKP) AT  
 4800 RPM ■ MAX. CONTINUOUS REVS. 6300

#### 1.8 DIESEL

1753 CC ■ CYLINDERS - 4 IN-LINE ■  
 COMPRESSION RATIO 21.5:1 ■ INDIRECT  
 MECHANICAL FUEL INJECTION ■ GLOW-PLUG  
 PRE-WARM ■ COMPRESSION IGNITION ■ MAX.  
 POWER DIN 44 KW (60 PS) AT 4800 RPM ■ MAX.  
 TORQUE DIN 110 NM (11.2 MKP) AT 2500 RPM ■  
 MAX. CONTINUOUS REVS. WITH NO LOAD 5350

#### Key:

**E** Able to run on either leaded or unleaded petrol without adjustment.

**R** Requires ignition timing adjustment by Ford Dealer to run on unleaded petrol.

#### 3/5-DOOR ESCORTS

	FUEL CONSUMPTION IN MPG(L/100 km) <sup>†</sup> CONSTANT 56MPH (90km/h)	CONSTANT 75MPH (120km/h)	SIMULATED URBAN DRIVING	PERFORMANCE (FORD TEST FIGS.)	MAX. SPEED MPH	0-60 MPH (SECS.)	30-50 MPH* (SECS.)
1.3 HCS 4-SPEED	56.5(5.0)	42.8(6.6)	44.1(6.4)		98	13.1	10.4
1.3 HCS 5-SPEED	62.8(4.5)	45.6(6.2)	44.1(6.4)		98	13.1	10.4
1.4 CVH 5-SPEED	55.4(5.1)	42.8(6.6)	33.2(8.5)		104	11.3	9.8
1.6 CVH 5-SPEED	55.4(5.1)	40.9(6.9)	34.0(8.3)		111	9.7	9.1
1.6 CVH 3-SPEED AUTO.	47.9(5.9)	36.2(7.8)	31.0(9.1)		108	11.2	N/A
1.6 Fi 5-SPEED	45.6(6.2)	37.2(7.6)	27.7(10.2)		115	9.6	7.6
1.8 DIESEL 5-SPEED	67.3(4.2)	49.6(5.7)	44.8(6.3)		94	14.8	10.9
<b>CABRIOLETS</b>							
1.6 Fi 5-SPEED	44.1(6.4)	33.6(8.4)	27.7(10.2)		115	9.7	7.9
<b>3/5-DOOR ESTATES</b>							
1.3 HCS 4-SPEED	55.4(5.1)	40.4(7.0)	41.5(6.8)		96	13.6	11.2
1.3 HCS 5-SPEED	60.1(4.7)	42.2(6.7)	41.5(6.8)		96	13.6	11.2
1.4 CVH 5-SPEED	51.4(5.5)	39.2(7.2)	31.7(8.9)		102	11.6	10.1
1.6 CVH 5-SPEED	54.3(5.2)	39.8(7.1)	34.0(8.3)		109	9.9	9.4
1.6 CVH 3-SPEED AUTO.	47.1(6.0)	35.3(8.0)	31.0(9.1)		106	11.4	N/A
1.8 DIESEL 5-SPEED	65.7(4.3)	48.7(5.8)	45.6(6.2)		92	15.3	11.4

† All figures in mpg (l/100km) are from officially approved tests under the passenger Car Fuel Consumption Order 1983.

\* In 4th gear.

The fuel consumption test figures shown in the chart do not express or imply any guarantee of the fuel consumption of a car of the class in question. See back cover.

	KERBWEIGHTS (kg/ft)		L	LX	GL	GH/A	XR3i	CABRIO. XR3i	GROSS VEHICLE WEIGHT (kg)	MAX. TOWING LIMIT (2 up) (kg)	MAX. ROOF RACK LOAD (kg)
	POP.	POP. PLUS									
<b>3-DOOR ESCORTS</b>											
1.3 HCS 4-SPEED	840	840							1300	900	75
1.3 HCS 5-SPEED			840						1300	900	75
1.4 CVH 5-SPEED			850						1325	900	75
1.6 Fi 5-SPEED							945		1375	900	75
1.8 DIESEL 5-SPEED	910	910	910						1375	900	75
<b>5-DOOR ESCORTS</b>											
1.3 HCS 4-SPEED		860							1300	900	75
1.3 HCS 5-SPEED			860						1300	900	75
1.4 CVH 5-SPEED			870	870	885	885			1325	900	75
1.6 CVH 5-SPEED			880	880	895	895			1325	900	75
1.6 CVH 3-SPEED AUTO.			915		930	930			1375	900	75
1.8 DIESEL 5-SPEED			930		945				1375	900	75
<b>CABRIOLETS</b>											
1.6 Fi 5-SPEED							980		1400	900	
<b>3-DOOR ESTATES</b>											
1.3 HCS 4-SPEED	870	870							1350	900	75
1.3 HCS 5-SPEED			870						1350	900	75
1.8 DIESEL 5-SPEED	945	945	945						1425	900	75
<b>5-DOOR ESTATES</b>											
1.3 HCS 5-SPEED			890						1350	900	75
1.4 CVH 5-SPEED			895		910				1350	900	75
1.6 CVH 5-SPEED			905		920				1375	900	75
1.6 CVH 3-SPEED AUTO.					955				1400	900	75
1.8 DIESEL 5-SPEED			965						1425	900	75

TOWING LIMITS quoted in this catalogue represent the recommended towing ability of the vehicle with 2 occupants (150 lb each) to restart on a 12 per cent gradient (1 in 8.3 approx.) at sea level. This means that where additional payload is carried (additional occupants, luggage, etc.), then this additional weight should be deducted from the recommended towing limit. The performance and economy of all models will be reduced when used for towing.  
 †† Represents the lightest kerbweight assuming full fluid and fuel levels, subject to manufacturing and options, etc., fitted.

# ESCORT TECHNICAL

	3-DOOR ESCORTS				5-DOOR ESCORTS					2-DOOR CABRIOLET	3-DOOR ESTATES			5-DOOR ESTATES	
	POPULAR	POP. PLUS	L	XR3i	POP. PLUS	L	LX	GL	GHIA	XR3i	POPULAR	POP. PLUS	L	L	GL
1.3 HCS 4-SPEED GEARBOX	■	■			■						■	■			
1.3 HCS 5-SPEED GEARBOX			■			■	■						■	■	■
1.4 OHC (CVH) 5-SPEED GEARBOX			■		■	■	■	■	■					■	■
1.6 OHC (CVH) 5-SPEED GEARBOX					■	■	■	■	■					■	■
1.6 OHC (CVH) Fi 5-SPEED GEARBOX				■						■					
1.8 DIESEL 5-SPEED GEARBOX	■	■	■		■			■			■	■		■	
<b>BRAKES:</b>															
DIAGONALLY-SPLIT DUAL-LINE SERVO-ASSISTED SYSTEM WITH FRONT DISCS AND SELF-ADJUSTING REAR DRUMS	■	■	■	■	■	■	■	■	■	■	■	■	■	■	■
MECHANICAL ANTI-LOCK BRAKING AT EXTRA COST, SEE 'PRICE GUIDE'				■											
<b>EXHAUST SYSTEM, LONG LIFE</b>	■	■	■	■	■	■	■	■	■	■	■	■	■	■	■
<b>FUEL TANK - 47 LITRES</b>	■	■	■	■	■	■	■	■	■	■	■	■	■	■	■
<b>RADIATOR FAN THERMOSTATICALLY CONTROLLED</b>	■	■	■	■	■	■	■	■	■	■	■	■	■	■	■
<b>SUSPENSION:</b>															
FULLY INDEPENDENT	■	■	■	■	■	■	■	■	■	■	■	■	■	■	■
FRONT MACPHERSON STRUTS WITH COIL SPRINGS AND FORWARD MOUNTED STABILISER BAR	■	■	■	■	■	■	■	■	■	■	■	■	■	■	■
REAR PRESSED STEEL SWINGING ARMS AND STRUT-TYPE SHOCK ABSORBERS, LONGITUDINAL LOCATION BY TIE BARS, NON-CONCENTRIC COIL SPRINGS	■	■	■	■	■	■	■	■	■	■	■	■	■	■	■

# SPECIFICATIONS

## ESCORT

### EXTERIOR

#### STANDARD EXTERIOR FEATURES

- **BUMPERS**, polycarbonate
- **FUEL** tank cap with high-security lock, locking by ignition key
- **HEATED REAR WINDOW**
- **LIGHTS:**  
Halogen headlights  
Hazard warning flashers  
Reversing lights  
Rear fog lights  
Side repeat flashers
- **LOCKS:**  
Anti-burst door locks  
High security  
Integral door lock release in interior door latch handle  
Tailgate/bootlid push lock
- **TOW HOOKS**, front and rear
- **WIPERS:**  
Two-speed intermittent  
Electric wash

	3-DOOR ESCORTS			5-DOOR ESCORTS				2-DOOR CABRIOLET	3-DOOR ESTATES			5-DOOR ESTATES			
	POPULAR	POP. PLUS	L	XR3i	POP. PLUS	L	LX	GL	GHIA	XR3i	POPULAR	POP. PLUS	L	L	GL
<b>BODYSIDE MOULDINGS:</b>															
GREY		■				■						■			
GREY WITH BRIGHT INSERT			■				■	■	■				■		■
GREY WITH RED INSERT							■								
GREY WITH RED INSERT (BLACK INSERT ON RADIANT RED AND AZURE BLUE CARS)				■						■					
<b>BUMPERS:</b>															
GREY WITH BRIGHT INSERT		■									■				
GREY WITH RED INSERT							■								
BODY COLOUR TONED		■			■							■			
BODY COLOUR-TONED WITH BRIGHT INSERT			■			■		■	■				■		■
BODY COLOURED WITH RED INSERT (BLACK INSERT ON RADIANT RED AND AZURE BLUE CARS) AND INTEGRAL FRONT OVERRIDERS				■						■					
GREY PAINT TREATMENT BELOW BODYSIDE MOULDING							■								
<b>COACHLINES</b>								■	■						■
<b>FAST FOLDING VINYL ROOF</b>										■					
<b>RAPID DE-ICE WINDSCREEN</b>				■						■					
<b>HOOD COVER COLOUR-KEYED</b>										■					
<b>HORN:</b>															
SINGLE TONE		■	■	■		■	■	■	■		■	■	■	■	■
DUAL TONE				■						■					
<b>INTEGRAL BLACK ROLL BAR</b>										■					
<b>LIGHTS:</b>															
DRIVING LIGHTS				■						■					
<b>LOCKS:</b>															
CENTRAL DOOR LOCKING INCLUDING TORCH KEY (NOT TAILGATE ON ESTATE)				■				■	■	■		■			■
CHILDPROOF REAR DOOR LOCKS					■	■	■	■	■					■	■
<b>MIRRORS:</b>															
BLACK HOUSING	■	■	■		■	■	■	■	■		■	■	■	■	■
BODY-COLOUR HOUSING				■					■	■					
REMOTE CONTROL	■	■	■		■	■	■	■	■		■	■	■	■	■
ELECTRICALLY OPERATED AND HEATED				■				■	■	■					■
<b>SPOILERS:</b>															
FRONT LIP				■						■					
TAILGATE, BLACK				■											
<b>TINTED GLASS</b>			■	■		■	■	■	■				■		■
<b>TYRES:</b>															
155 SR 13	■	■	■		■	■	■	■	■		■	■	■	■	■
175/70×13							■	■	■						
185/60 HR 14				■						■					
<b>WHEELS:</b>															
5×13 STEEL	■	■	■		■	■	■	■	■		■	■	■	■	■
6×14 STEEL				■						■					
<b>WHEEL COVERS:</b>															
BLACK CENTRE CAPS	■										■				
FULL WHEEL COVERS		■	■	■		■	■	■	■	■		■	■	■	■
<b>WIPERS:</b>															
TAILGATE WASH/WIPE	■	■	■	■		■	■	■	■	■		■	■	■	■

# SPECIFICATIONS

## ESCORT

### INTERIOR

	3-DOOR ESCORTS			5-DOOR ESCORTS				2-DOOR CABRIOLET	3-DOOR ESTATES			5-DOOR ESTATES		
	POPULAR	POP. PLUS	L	XR3i	POP. PLUS	L	LX	GL	GHIA	XR3i	POPULAR	POP. PLUS	L	GL
<b>CARPET:</b>														
GREY	■	■			■						■	■		
COLOUR-KEYED NON-WOVEN VELOUR			■			■	■						■	■
COLOUR-KEYED CUT-PILE				■				■	■					■
<b>CIGAR LIGHTER, ILLUMINATED FRONT</b>			■	■		■	■	■	■				■	■
<b>CLOCK:</b>														
QUARTZ ANALOGUE	■	■	■		■	■					■	■	■	■
QUARTZ DIGITAL SOLID STATE				■			■	■	■	■				■
<b>CONSOLE:</b>														
TRINKET TRAY WITH INTEGRAL COIN SLOTS	■	■			■						■	■		
TRINKET TRAY WITH INTEGRAL COIN SLOTS AND CASSETTE STOWAGE			■			■	■					■		■
CENTRE CONSOLE WITH INTEGRAL COIN SLOTS AND CASSETTE STOWAGE				■				■	■					■
<b>GRABHANDLES:</b>														
FRONT PASSENGER SIDE	■	■	■	■	■	■	■	■	■		■	■	■	■
TWO REAR WITH COATHOOKS				■				■	■					■
<b>HEADLINING:</b>														
DAWN GREY	■	■	■	■	■	■	■	■	■		■	■	■	■
BLACK VINYL										■				
<b>IN-CAR ENTERTAINMENT:</b>														
ELECTRONIC AM/FM MONO RADIO – MODEL 2001 WITH ANTI-THEFT CODING	■	■			■						■	■		
ELECTRONIC SELF-SEEK AM/FM STEREO RADIO/CASSETTE – MODEL 2005 WITH ANTI-THEFT CODING			■	■		■	■	■		■			■	■
ELECTRONIC STEREO SOUND SYSTEM – MODEL 2007 WITH ANTI-THEFT CODING AND SEPARATE POWER AMPLIFIER								■						
FOUR SPEAKERS			■	■		■	■	■		■		■	■	■
AERIAL INCORPORATED IN REAR WINDSCREEN	■	■	■		■	■	■	■			■	■		■
ELECTRIC AERIAL										■				
<b>INSTRUMENTS:</b>														
TACHOMETER				■			■	■	■	■				■
WARNING LIGHT FOR COLD START/OVERHEAT ON 1.8 DIESEL	■	■	■		■		■				■	■		■
<b>INSTRUMENT PANEL:</b>														
GLOVEBOX WITH LID AND ILLUMINATION				■			■	■						■
GLOVEBOX WITH LID, ILLUMINATION AND LOCK										■				
<b>LIGHTS:</b>														
LOAD COMPARTMENT/BOOT				■			■	■		■				■
<b>LUGGAGE COMPARTMENT:</b>														
CARPETED TILTING/REMOVABLE REAR PACKAGE TRAY	■	■	■	■	■	■	■	■						
CARPETED FIXED REAR PACKAGE TRAY										■				
<b>MIRROR:</b>														
PASSENGER'S SUNVISOR VANITY MIRROR		■	■		■	■	■	■		■		■	■	■

## STANDARD INTERIOR FEATURES

- **ASHTRAYS:**  
One mounted in instrument panel centre stack  
One in rear side panel
- **CONTROLS:**  
Two steering column stalks controlling lights functions, front wash/wipe functions and indicators
- **DOOR TRIM:**  
Moulded panel including soft-feel armrests and stowage bins, door pull, grabhandles and cloth insert
- **HEATER/VENTILATION:**  
Heater controls with illuminated bezel  
Three-speed illuminated heater blower switch  
Four face-level vents, air temperature, direction and flow controlled  
Dedicated side window demist
- **INSTRUMENTS:**  
Speedometer, odometer, fuel gauge, water temperature gauge, trip recorder. Warning lights for oil pressure, direction indicators, high beam, ignition/alternator, brake failure/handbrake, 'lights-on'
- **INSTRUMENT PANEL:**  
Black instrument binnacle  
Driver's side lower stowage  
Passenger's side upper stowage  
Glovebox with lid
- **LIGHTS:**  
Front courtesy light, header mounted operated by switches on front doors

# SPECIFICATIONS

## ESCORT

### INTERIOR

#### STANDARD INTERIOR FEATURES continued

■ **LUGGAGE COMPARTMENT:**

Carpet on floor

■ **MIRRORS:**

Dipping interior rear view, black

■ **SEATS:**

Fully reclining front  
Rear folding seatback and cushion

■ **SEAT BELTS:**

Front inertia reel  
Rear outboard inertia reel and centre static

■ **SUNVISORS, TWO SWIVELLING**

■ **SWITCHES:**

Illuminated instrument panel micro switches

■ **TAILGATE/BOOT GAS STRUTS**

**SEATS:** For fabric trim see Colour & Trim on page 56

FRONT SPORTS SEATS

60:40 SPLIT REAR SEATBACK

FOLDING REAR CENTRE ARMREST

FRONT HEAD RESTRAINTS 'A'-FRAME

FRONT HEAD RESTRAINTS FULLY ADJUSTABLE

**STEERING WHEEL:**

TWO-SPOKE SOFT-FEEL WITH CENTRE HORN PUSH

SPORTS TWO-SPOKE SOFT-FEEL WITH CENTRE HORN PUSH

**SUNROOF, TILTING/SLIDING GLASS WITH LOUVRED BLIND**

**WINDOWS:**

WIND-DOWN REAR WINDOWS

ELECTRICALLY OPERATED FRONT

	3-DOOR ESCORTS				5-DOOR ESCORTS				2-DOOR CABRIOLET	3-DOOR ESTATES			5-DOOR ESTATES		
	POPULAR	POP. PLUS	L	XR3i	POP. PLUS	L	LX	GL	GHIA	XR3i	POPULAR	POP. PLUS	L	L	GL
FRONT SPORTS SEATS				■						■					
60:40 SPLIT REAR SEATBACK			■	■		■	■	■	■				■		■
FOLDING REAR CENTRE ARMREST								■	■						
FRONT HEAD RESTRAINTS 'A'-FRAME	■	■			■						■	■			
FRONT HEAD RESTRAINTS FULLY ADJUSTABLE			■	■		■	■	■	■	■			■		■
<b>STEERING WHEEL:</b>															
TWO-SPOKE SOFT-FEEL WITH CENTRE HORN PUSH	■	■	■		■	■	■	■	■		■	■	■		■
SPORTS TWO-SPOKE SOFT-FEEL WITH CENTRE HORN PUSH				■						■					
<b>SUNROOF, TILTING/SLIDING GLASS WITH LOUVRED BLIND</b>			■	■		■	■	■	■				■		■
<b>WINDOWS:</b>															
WIND-DOWN REAR WINDOWS					■	■	■	■	■	■				■	■
ELECTRICALLY OPERATED FRONT			■					■	■	■					■

# ESCORT OPTIONS

PRICE PER OPTION	3-DOOR ESCORTS			5-DOOR ESCORTS				2-DOOR CABRIOLET	3-DOOR ESTATES		5-DOOR ESTATES	
	POPULAR	POP. PLUS	L	POP. PLUS	L	LX	GL	XR3i	POPULAR	POP. PLUS	L	GL
ANTI-LOCK BRAKES ONLY ON PETROL ENGINES WITH MANUAL GEARBOX	£400	■	■	■	†				■	■	■	■
CABRIOLET POWER ROOF	£530							■				
FUEL COMPUTER	£160			■				■				
GEARBOX, AUTOMATIC TRANSMISSION WITH OIL COOLING ON 1.6 CVH ESCORTS	£650			■								■
ELECTRONIC STEREO SOUND SYSTEM – MODEL 2007 WITH ANTI-THEFT CODING AND SEPARATE POWER AMPLIFIER	£185			■				■				■
5-BAND GRAPHIC EQUALISER, ONLY WITH 2007 OPTION	£100			■				■				
RAPID DE-ICE WINDSCREEN	£125											■
PAINT, BLACK	£130	■	■	■	■	■	■	■	■	■	■	■
PAINT, METALLIC	£160		■	■	■	■	■	■		■	■	■
WHEELS, 6×14 ALLOY	£265			■				■				

FACTORY FITTED OPTIONS: Maximum option retail prices include Car Tax and VAT (see back cover for details of Car Tax, VAT and delivery charges).  
† See Price Guide.

## EXTRA COVER AND EXTRA COVER PLUS PLANS

OPTIONAL WARRANTY FOR 24\* MONTHS/18,000 MILES  
EXTRA COVER – £80 ALL MODELS

OPTIONAL WARRANTY FOR 24\* MONTHS/24,000 MILES  
EXTRA COVER – £91 ALL MODELS

OPTIONAL WARRANTY FOR 24\* MONTHS/UNLIMITED MILEAGE  
EXTRA COVER – £122 ALL MODELS

OPTIONAL WARRANTY FOR 36\* MONTHS/24,000 MILES  
EXTRA COVER – £135 ALL MODELS

OPTIONAL WARRANTY FOR 36\* MONTHS/36,000 MILES  
EXTRA COVER – £171 ALL MODELS

OPTIONAL WARRANTY FOR 36\* MONTHS/60,000 MILES  
EXTRA COVER – £250 ALL MODELS

EXTRA COVER PLUS – £173 ALL MODELS

EXTRA COVER PLUS – £184 ALL MODELS

EXTRA COVER PLUS – £215 ALL MODELS

EXTRA COVER PLUS – £272 ALL MODELS

EXTRA COVER PLUS – £308 ALL MODELS

EXTRA COVER PLUS – £387 ALL MODELS

\* From date of Assurance commencement. See your local Ford Dealer for details.

# SPECIFICATIONS

## ESCORT

### COLOUR & TRIM

#### ▽ CAR BODY COLOURS

##### SOLID COLOURS


	POPULAR CHEQUERS	POP. PLUS CHEQUERS	L MADRID	LX MADRID	GL FOCUS	GHIA ASTRAL	XR3i ZOLDA	CABRIOLET XR3i ZOLDA
 DIAMOND WHITE	S	S	S	S	S	S	S	S*
 RADIANT RED	S	S	S	S	S	S	S	S
 GALAXY BLUE	S	S	SB	SB	SB	SB		
 MARITIME BLUE	S	S	SB	SB	SB	SB		
 BURGUNDY RED	S	S	S	S	S	S		
 IVORY WHITE	S	S	M	M	M			
 BLACK (EXTRA COST)	S	S	S	S	S	S	S	S

##### METALLIC COLOURS (EXTRA COST)


 STRATO SILVER		S	SB	SB	SB	SB		
 MERCURY GREY		S	SB	SB	SB	SB	S	S
 TASMAN BLUE		S	SB	SB	SB	SB		
 AQUA JADE		S	S	S	S	S		
 MAGENTA		S	S	S	S	S		
 OLYMPIC GOLD		S	M	M	M	M		
 AZURE BLUE								S

#### △ MODELS/MAIN SEAT FABRIC


CHEQUERS	ZOLDA
SHADOW	SHADOW




MADRID		
SHADOW	BLUESTONE	MACE



FOCUS		
SHADOW	BLUESTONE	MACE



ASTRAL		
SHADOW	BLUESTONE	MACE



S - SHADOW B - BLUESTONE M - MACE  
\* A WHITE ROOF CAN BE SPECIFIED AT NO EXTRA COST

NOTE: Colours and trims reproduced in this chart may vary from the actual colours due to limitations of printing processes used.



THE · DARK · HORSE

# ORION



L · LX · GL · GHIA · GHIA INJECTION · 1600E

---

---

# ORION

---

## TECHNICAL

---

For full specification details see pages 70-73.


*Beneath the elegant exterior of the Orion lies a drive train capable of exhilarating performance, and a sure-footed suspension package that gives this range of saloons the kind of roadholding normally restricted to more sporty cars. A dark horse indeed.*

■ The elegant Ford Orion's wind-cheating aerodynamics are complemented by a range of equally efficient engines, all with a smooth, five-speed gearbox as standard. Choices include the latest 1.3 High Compression Swirl (HCS) petrol engine, which produces 63 PS at 5000 rpm, and the new 1.8 diesel with 60 PS at 4800 rpm.

■ All Orion petrol engines can run on unleaded fuel. The 1.3 HCS engine needs no adjustment, but Ford Dealers will be pleased to make the minor adjustment necessary on 1.4 CVH, 1.6 CVH and 1.6i units. This adjustment is free of charge at the pre-delivery inspection, on request.



This illustration is intended to show technical features only and does not necessarily represent the latest product specifications.



■ Smooth-riding front suspension combines MacPherson struts (C) with coil springs (D) and equally efficient shock absorbers (within C). There's also a stabiliser bar (E), which reduces the body's inclination to roll when cornering. Thanks to fully independent suspension, the Orion combines a very

comfortable ride with equally high roadholding and handling standards. The rear layout has swinging arms (F), carefully located by tie bars (G), coil springs (H) and strut-type shock absorbers (J).

■ All new Orions have a comprehensive 20-stage paint and protection treatment, endorsed by Ford's six-year anti-corrosion assurance.

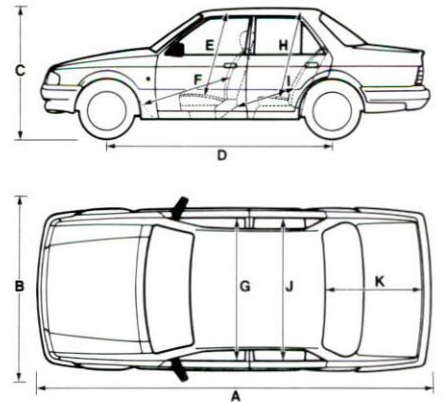
# THE · DARK · HORSE

■ Ford helps stem the rising tide of 'autocrime' by fitting all Orions with high-security locks. Central locking is standard on the LX, as well as the GL, Ghia and Ghia Injection.

■ Your new Orion's registration number will be etched on all exterior glass surfaces, if supplied by a participating Ford Dealer. The front and rear screens, side windows, and light lenses will be etched, as part of Ford's commitment to security.



▼ The elegant Orion's spacious passenger compartment is complemented by an equally impressive and practical boot. It can swallow 15.9 cubic feet of luggage, measured by the VDA method.




## DIMENSIONS

EXTERIOR DIMENSIONS (INCHES)	ORION
A OVERALL LENGTH	165.9
B OVERALL WIDTH	72.2
C UNLADEN HEIGHT	54.7
D WHEELBASE	94.5
INTERIOR DIMENSIONS (INCHES)	
E FRONT EFFECTIVE HEADROOM	38.2
F MAX EFFECTIVE LEG ROOM	40.5
G SHOULDER ROOM	51.4
H REAR EFFECTIVE HEADROOM	37.8
I MIN EFFECTIVE LEG ROOM	35.4
J SHOULDER ROOM	51.6
STOWABLE LUGGAGE (CUBIC FEET)†	
K 5-SEAT MODE	15.9

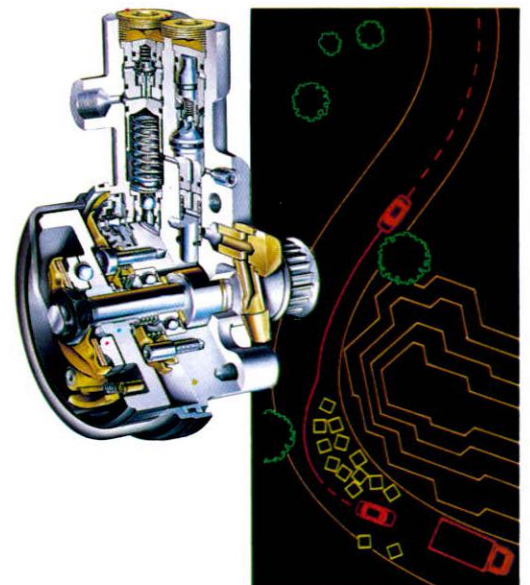
† Measured using the VDA Method.

Dimensions may vary dependent upon model and level of equipment fitted.



■ The 'soft feel' steering wheel controls rack-and-pinion steering that's light, precise and responsive. It makes the Ford Orion very easy to park, and provides plenty of feel for open-road driving.

► Power is matched by a servo-assisted, dual-line braking system with front discs (A) and self-adjusting rear drums (B). Ford's award-winning anti-lock system is optional, at extra cost, on most Orion models with a manual gearbox. Sensors activate a valve that prevents wheel-lock by 'pumping' the brakes.



# ORION

L



For full specification details see pages 70-73.

**A** spacious and comfortable saloon for all the family, offering excellent value for money. The list of standard features is comprehensive, and the clean, classical saloon car lines set the standards for cars in its class.

Standard features include:

- Choice of 1.3-litre HCS, 1.4 and 1.6 petrol and 1.8 diesel engines.
- Stylish interior seat fabric – Madrid and 60:40 split rear seatback ①.
- Tinted glass.
- Convenient vanity mirror on passenger's sunvisor ⑤.
- Tilt-or-slide glass sunroof with louvred blind ②.
- Clear, convenient instruments and controls include illuminated micro-switches and a quartz analogue clock.
- Heated rear window ③.
- Front seats with fully adjustable padded head restraints ①.
- New Electronic Self-Seek AM/FM Stereo Radio/Cassette – Model 2005 ④ with anti-theft coding, four speakers and aerial incorporated in rear windscreen heating element ③.

□ Key optional features, available at extra cost, include a mechanically controlled anti-lock braking system and automatic transmission on the 1.6.



MODEL	ENGINE	INS. GROUP††	PRICE £
L	1.3	3	8035
L	1.4	4	8215
L	1.6	4	8455
L	1.8D	4	8715

†† As recommended by the Association of British Insurers.

Maximum vehicle retail prices include Car Tax and VAT (see back cover for details of Car Tax, VAT and delivery charges).

# ORION

## LX



**H**ere's the Orion saloon for the enthusiastic motorist. With plenty of power from either of the engines on offer, the LX has an overtly sporty appeal which is emphasised by the smart exterior finish and the well-equipped interior which includes a tachometer. All without sacrificing the Orion's merits as a family saloon.

Standard features include:

- Choice of 1.4-litre and 1.6-litre petrol engines.
  - Tasteful interior seat fabric – Madrid ⑤.
  - Folding rear centre armrest ⑤.
  - Central locking with torch key ③.
  - Supportive front seats with fully adjustable padded head restraints.
  - Tilt-or-slide glass sunroof with louvred blind ④.
  - Clear instruments and convenient controls include illuminated micro-switches and a tachometer ②.
  - New Electronic Self-Seek AM/FM Stereo Radio/Cassette – Model 2005 ② with anti-theft coding, four speakers and aerial incorporated in rear windscreen heating element.
- Key optional features, available at extra cost, include a mechanically controlled anti-lock braking system and metallic paint ①.

For full specification details see pages 70-73.

MODEL	ENGINE	INS. GROUP††	PRICE £
LX	1.4	4	8610
LX	1.6	4	8850



Maximum vehicle retail prices include Car Tax and VAT (see back cover for details of Car Tax, VAT and delivery charges).

†† As recommended by the Association of British Insurers.

---

# ORION

GL



*The Orion GL sets high standards of refinement, yet maintains all the practical benefits of saloon configuration*

For full specification details see pages 70-73.

**L**uxury is the order of the day in the Orion GL, with superior standards of interior refinement and the exterior to match. This member of the Orion family has special appeal for the discerning driver who wishes to enjoy high-class motoring for the family, or for business.

Standard features include:

- Choice of 1.4-litre, 1.6-litre petrol and 1.8-litre diesel engines.

- Stylish interior seat fabric – Focus ①.

- Electrically operated and heated door mirrors ④.

- Convenient electrically operated front windows ⑥ controls on door handles.

- Convenient vanity mirror on passenger's sunvisor ②.


- Tinted glass and tilt-or-slide glass sunroof with louvred blind ③.

- High-security locks with central locking.

- Versatile rear seatback split-folds 60:40 ⑤.

- New Electronic Self-Seek AM/FM Stereo Radio/Cassette – Model 2005 with anti-theft coding ⑦ and aerial incorporated in rear windscreen heating element.

Key optional features, available at extra cost, include rapid de-ice windscreen and a mechanically controlled anti-lock braking system.



MODEL	ENGINE	INS. GROUP††	PRICE £
GL	1.4	4	9090
GL	1.6	4	9330
GL	1.8D	4	9590

†† As recommended by the Association of British Insurers.

---

# ORION

---

GHIA





*Elegance enhanced by luxury . . . that's the Orion Ghia, which blends classical saloon lines with superior styling*



The Orion Ghia has high-class styling and an elegant interior, equipped with a host of electrically powered equipment for effortless motoring. All in addition to the timeless appeal of saloon configuration.

Standard features include:

- Choice of 1.4-litre and 1.6-litre engines, both with a five-speed gearbox as standard.
  - Silver wheel covers and 185/60×14 tyres (2).
  - Rear head restraints (1).
  - Electrically heated and operated door mirrors with body-colour housings (5).
  - Rapid de-ice windscreen (7).
  - Tachometer (7).
  - Electrically operated front windows (6).
  - Stylish interior seat fabric – Astral (1).
  - Header mounted quartz digital clock and courtesy light (3).
  - Tilt-or-slide glass sunroof with louvred blind.
  - New Electronic Stereo Sound System – Model 2007 with anti-theft coding and separate power amplifier, six speakers and aerial incorporated in rear windscreen heating element.
- Key optional features, available at extra cost, include a mechanically controlled anti-lock braking system, graphic equaliser (1)(4) and metallic paint (2).

For full specification details see pages 70-73.



MODEL	ENGINE	INS. GROUP††	PRICE £
GHIA	1.4	4	10140
GHIA	1.6	4	10380

Maximum vehicle retail prices include Car Tax and VAT (see back cover for details of Car Tax, VAT and delivery charges).

†† As recommended by the Association of British Insurers.

---

# ORION


---

GHIA INJECTION

---



*The power of fuel injection and the luxury of Ghia styling add up to a formidable combination of performance and refinement*





The smoothness and power of fuel injection adds to the prestige of this Orion, the flagship of the range. The Ghia interior – with extra instrumentation – will satisfy the most discerning of drivers.

For full specification details see pages 70–73.

Standard features include:

- Potent 1.6-litre, 105 PS engine with Bosch K-Jetronic fuel injection ②.
- Distinctive alloy wheels ① with low profile 185/60 HR 14 tyres.
- Rapid de-ice windscreen.
- Stylish interior seat fabric – Astral.
- Electrically operated front windows, electrically operated and heated door mirrors with body-colour housings and a sports steering wheel ③.
- Multi-function fuel computer ④.
- New Electronic Stereo Sound System – Model 2007 with anti-theft coding and separate power amplifier, six speakers and aerial incorporated in rear windscreen heating element.

□ Key optional features, available at extra cost, include a mechanically controlled anti-lock braking system and metallic paint ①.



MODEL	ENGINE	INS. GROUP††	PRICE £
GHIA INJECTION	1.6Fi	5	10680
GHIA INJECTION ALB	1.6Fi	5	11080

Maximum vehicle retail prices include Car Tax and VAT (see back cover for details of Car Tax, VAT and delivery charges).

†† As recommended by the Association of British Insurers.

---


# ORION

1600E

---



*An exclusive luxury version of the fuel-injected Orion for the discerning motorist who appreciates the finer points of a performance saloon*



The Orion 1600E is a superb example of an affordable luxury saloon, embodying the benefits of advanced technology and modern materials. Prestige, of course, is timeless, and it's timeless in the Orion 1600E. In a word . . . Excellence.

- 1.6-litre, 105 PS engine with Bosch K-Jetronic fuel injection and a five-speed gearbox.
- 6×14 alloy wheels with 185/60 HR×14 tyres ③.
- Leather trim ① ④.
- Front sports seats ① with seatback map pockets ②.
- Two-spoke leather-covered steering wheel with centre horn push ① ④.
- Leather-covered gearshift knob and handbrake gaiter ① ④.
- Wood veneer door trim and fascia capping ① ④.
- Rapid de-ice windscreen ④.
- Central locking with torch key.
- Front footwell illumination and rear courtesy light.
- Four-door operated courtesy lights, with delayed 'switch-off' function.
- Electrically operated and heated door mirrors with body-colour housings.
- Tinted glass.
- Front footwell anti-slip mats.
- Electrically operated front windows.
- Electronic Stereo Sound System – Model 2007 with anti-theft coding and separate 5-band graphic equaliser, six speakers and aerial incorporated in rear windscreen ④.

The Orion 1600E is subject to availability.

For full specification details see pages 70–73.

MODEL	ENGINE	INS. GROUP††	PRICE £
1600E	1.6i	5	12500

Maximum vehicle retail prices include Car Tax and VAT (see back cover for details of Car Tax, VAT and delivery charges).

†† As recommended by the Association of British Insurers.

# SPECIFICATIONS

## ORION

### TECHNICAL

#### 1.3 HCS [E]

1297 CC ■ CYLINDERS - 4 IN-LINE ■  
 COMPRESSION RATIO 9.5:1 ■ SEQUENTIAL TWIN  
 VENTURI CARBURETTOR ■ MANUAL CHOKE ■  
 ELECTRONIC BREAKERLESS IGNITION ■ MAX.  
 POWER DIN 46 KW (63 PS) AT 5000 RPM ■ MAX.  
 TORQUE DIN 101 NM (10.3 MKP) AT 3000 RPM ■  
 MAX. CONTINUOUS REVS. 5450

#### 1.4 OHC (CVH) [R]

1392 CC ■ CYLINDERS - 4 IN-LINE ■  
 COMPRESSION RATIO 9.5:1 ■ SEQUENTIAL TWIN  
 VENTURI CARBURETTOR ■ MANUAL CHOKE ■  
 ELECTRONIC BREAKERLESS IGNITION ■ MAX.  
 POWER DIN 55 KW (75 PS) AT 5600 RPM ■ MAX.  
 TORQUE DIN 109 NM (11.1 MKP) AT 4000 RPM ■  
 MAX. CONTINUOUS REVS. 6200

#### 1.6 OHC (CVH) [R]

1597 CC ■ CYLINDERS - 4 IN-LINE ■  
 COMPRESSION RATIO 9.5:1 ■ SEQUENTIAL TWIN  
 VENTURI CARBURETTOR ■ AUTOMATIC CHOKE ■  
 ELECTRONIC BREAKERLESS IGNITION ■ MAX.  
 POWER DIN 66 KW (90 PS) AT 5800 RPM ■ MAX.  
 TORQUE DIN 133 NM (13.6 MKP) AT 4000 RPM ■  
 MAX. CONTINUOUS REVS. 6200

#### 1.6 OHC (CVH) Fi [R]

1597 CC ■ CYLINDERS - 4 IN-LINE ■  
 COMPRESSION RATIO 9.5:1 ■ BOSCH K-JETRONIC  
 FUEL INJECTION ■ AUTOMATIC CHOKE ■  
 ELECTRONIC BREAKERLESS IGNITION ■ MAX.  
 POWER DIN 77 KW (105 PS) AT 6000 RPM ■ MAX.  
 TORQUE DIN 138 NM (14.1 MKP) AT  
 4800 RPM ■ MAX. CONTINUOUS REVS. 6300

#### 1.8 DIESEL

1753 CC ■ CYLINDERS - 4 IN-LINE ■  
 COMPRESSION RATIO 21.5:1 ■ INDIRECT  
 MECHANICAL FUEL INJECTION ■ GLOW-PLUG  
 PRE-WARM ■ COMPRESSION IGNITION ■ MAX.  
 POWER DIN 44 KW (60 PS) AT 4800 RPM ■ MAX.  
 TORQUE DIN 110 NM (11.2 MKP) AT 2500 RPM ■  
 MAX. CONTINUOUS REVS. WITH NO LOAD 5350

#### Key:

[E] Able to run on either leaded or unleaded petrol without adjustment.

[R] Requires ignition timing adjustment by Ford Dealer to run on unleaded petrol.

	FUEL CONSUMPTION IN MPG (L/100km)†			PERFORMANCE (FORD TEST FIGS.)	MAX. SPEED MPH	0-60 MPH (SECS)	30-50 MPH* (SFCS)
	CONSTANT 56 MPH (90 km/h)	CONSTANT 75 MPH (120 km/h)	SIMULATED URBAN DRIVING				
<b>4-DOOR ORIONS</b>							
1.3 HCS 5-SPEED	62.8(4.5)	45.6(6.2)	44.1(6.4)	98	13.5	10.8	
1.4 CVH 5-SPEED	55.4(5.1)	42.8(6.6)	33.2(8.5)	104	11.5	10.1	
1.6 CVH 5-SPEED	54.3(5.2)	42.2(6.7)	34.0(8.3)	111	9.9	9.4	
1.6 CVH AUTOMATIC	49.6(5.7)	37.7(7.5)	31.0(9.1)	108	11.4	N/A	
1.6 Fi 5-SPEED	51.4(5.5)	39.2(7.2)	28.2(10.0)	115	9.3	8.9	
1.8 DIESEL 5-SPEED	68.9(4.1)	51.4(5.5)	44.8(6.3)	94	15.1	11.2	

† All figures in mpg (l/100km) are from officially approved tests under the passenger Car Fuel Consumption Order 1983.

\* In 4th gear.

The fuel consumption test figures shown in the chart do not express or imply any guarantee of the fuel consumption of a car of the class in question. See back cover.

	KERBWEIGHTS (kg)‡					GROSS VEHICLE WEIGHT (kg)	MAX. TOWING LIMIT (2 UP) (kg)	MAX. ROOF RACK LOAD (kg)
	L	LX	GL	GHIA	GHIA INJECTION			
<b>4-DOOR ORIONS</b>								
1.3 HCS 5-SPEED	880					1325	900	75
1.4 CVH 5-SPEED	885	885	900	900		1325	900	75
1.6 CVH 5-SPEED	890	890	905	905		1350	900	75
1.6 CVH AUTOMATIC	925		940	940		1375	900	75
1.6 Fi 5-SPEED					935	1375	900	75
1.8 DIESEL 5-SPEED	935		950			1375	900	75

TOWING LIMITS quoted in this catalogue represent the recommended maximum towing ability of the vehicle with 2 occupants (150 lb each) to restart on a 12 per cent gradient (1 in 8.3 approx.) at sea level. This means that where additional payload is carried (additional occupants, luggage, etc.), then this additional weight should be deducted from the recommended towing limit. The performance and economy of all models will be reduced when used for towing.

‡ Represents the lightest kerbweight assuming full fluid and fuel levels, subject to manufacturing tolerances and options, etc., fitted.

	4-DOOR ORIONS						1600E
	L	LX	GL	GHIA INJECTION	INJECTION		
<b>1.3 HCS</b>	■						
5-SPEED GEARBOX	■						
<b>1.4 OHC (CVH)</b>	■	■					
5-SPEED GEARBOX	■	■	■	■			
<b>1.6 OHC (CVH)</b>	■	■	■	■			
5-SPEED GEARBOX	■	■	■	■			
<b>1.6 OHC (CVH) Fi</b>						■	■
5-SPEED GEARBOX						■	■
<b>1.8 DIESEL</b>	■		■				
5-SPEED GEARBOX	■		■				
<b>BRAKES:</b>							
DIAGONALLY-SPLIT DUAL-LINE SERVO-ASSISTED SYSTEM WITH FRONT DISCS AND SELF-ADJUSTING REAR DRUMS	■	■	■	■	■	■	■
<b>EXHAUST SYSTEM, LONG LIFE</b>	■	■	■	■	■	■	■
<b>FUEL TANK - 47 LITRES</b>	■	■	■	■	■	■	■
<b>RADIATOR FAN THERMOSTATICALLY CONTROLLED</b>	■	■	■	■	■	■	■
<b>SUSPENSION:</b>							
FULLY INDEPENDENT	■	■	■	■	■	■	■
FRONT MACPHERSON STRUTS WITH COIL SPRINGS AND FORWARD MOUNTED STABILISER BAR	■	■	■	■	■	■	■
REAR PRESSED STEEL SWINGING ARMS AND STRUT-TYPE SHOCK ABSORBERS, LONGITUDINAL LOCATION BY TIE BARS, NON-CONCENTRIC COIL SPRINGS	■	■	■	■	■	■	■

# SPECIFICATIONS

## ORION

---

### EXTERIOR

	4-DOOR ORIONS L	LX	GL	GHIA	GHIA INJECTION	1600E
<b>BACK PANEL APPLIQUÉ, BLACK</b>				■	■	■
<b>BODYSIDE MOULDINGS:</b>						
GREY WITH BRIGHT INSERT	■		■	■		■
GREY WITH RED INSERT		■			■	
GREY PAINT TREATMENT BELOW BODYSIDE MOULDING		■			■	
<b>BUMPERS:</b>						
BODY COLOUR-TONED WITH BRIGHT INSERT	■		■	■		■
BODY COLOUR-TONED WITH RED INSERT		■			■	
<b>COACHLINES</b>			■	■		■
<b>RAPID DE-ICE WINDSCREEN</b>				■	■	
<b>LOCKS:</b>						
CENTRAL LOCKING WITH TORCH KEY		■	■	■	■	■
<b>MIRRORS:</b>						
REMOTE CONTROL	■	■				
ELECTRICALLY OPERATED AND HEATED			■	■	■	■
BLACK HOUSINGS	■	■	■			
BODY-COLOUR HOUSINGS				■	■	■
<b>TYRES:</b>						
175/70×13	■	■	■			
185/60 HR 14				■	■	■
<b>WHEELS:</b>						
5×13 STEEL	■	■	■			
6×14 STEEL				■		
5½×14 ALLOY					■	
6×14 ALLOY						■
<b>WHEEL COVERS:</b>						
FULL WHEEL COVERS	■	■	■	■		
<b>WINDOWS:</b>						
ELECTRICALLY OPERATED FRONT			■	■	■	■

### STANDARD EXTERIOR FEATURES

- **BUMPERS**, polycarbonate
- **FUEL** tank cap with high-security lock, locking by ignition key
- **HEATED REAR WINDOW**
- **HORN, SINGLE TONE**
- **LIGHTS:**  
Halogen headlights  
Hazard warning flashers  
Reversing lights  
Rear fog lights  
Side repeat flashers
- **LOCKS:**  
Anti-burst door locks  
Childproof rear door locks  
High security  
Integral door lock release in interior door latch handle  
Bootlid push lock
- **TINTED GLASS**
- **TOW HOOKS**, front and rear
- **WIPERS:**  
Two-speed intermittent  
Electric wash





# SPECIFICATIONS

## ORION

---

### OPTIONS

	PRICE PER OPTION	4-DOOR ORIONS					
		L	LX	GL	GHIA	GHIA INJECTION	1600E
ANTI-LOCK BRAKES, ONLY WITH MANUAL GEARBOX	£400	■	■	■	■	†	
GEARBOX, AUTOMATIC TRANSMISSION WITH OIL COOLING ON 1.6 CVH	£650	■		■	■		
5-BAND GRAPHIC EQUALISER, ONLY WITH 2007 OPTION	£100				■	■	
ELECTRONIC STEREO SOUND SYSTEM – MODEL 2007 WITH ANTI-THEFT CODING AND SEPARATE POWER AMPLIFIER	£185			■			
RAPID DE-ICE WINDSCREEN	£125			■			
PAINT, BLACK	£130	■	■	■	■	■	
PAINT, METALLIC	£160	■	■	■	■	■	
PAINT, METALLIC	NO CHARGE						■

FACTORY FITTED OPTIONS. Maximum option retail prices include Car Tax and VAT (see back cover for details of Car Tax, VAT and delivery charges).  
† See Price Guide on page 67.

#### EXTRA COVER AND EXTRA COVER PLUS PLANS

OPTIONAL WARRANTY FOR 24* MONTHS/18,000 MILES EXTRA COVER – £80 ALL MODELS	EXTRA COVER PLUS – £173 ALL MODELS
OPTIONAL WARRANTY FOR 24* MONTHS/24,000 MILES EXTRA COVER – £91 ALL MODELS	EXTRA COVER PLUS – £184 ALL MODELS
OPTIONAL WARRANTY FOR 24* MONTHS/UNLIMITED MILEAGE EXTRA COVER – £122 ALL MODELS	EXTRA COVER PLUS – £215 ALL MODELS
OPTIONAL WARRANTY FOR 36* MONTHS/24,000 MILES EXTRA COVER – £135 ALL MODELS	EXTRA COVER PLUS – £272 ALL MODELS
OPTIONAL WARRANTY FOR 36* MONTHS/36,000 MILES EXTRA COVER – £171 ALL MODELS	EXTRA COVER PLUS – £308 ALL MODELS
OPTIONAL WARRANTY FOR 36* MONTHS/60,000 MILES EXTRA COVER – £250 ALL MODELS	EXTRA COVER PLUS – £387 ALL MODELS

\* From date of Assurance commencement. See your local Ford Dealer for details.


# SPECIFICATIONS

## ORION

### COLOUR & TRIM


#### ▽ CAR BODY COLOURS

##### SOLID COLOURS


	L MADRID	LX MADRID	GL FOCUS	GHIA ASTRAL	GHIA INJECTION ASTRAL	1600E LEATHER
 DIAMOND WHITE	S	S	S	S	S	S
 RADIANT RED	S	S	S	S	S	
 GALAXY BLUE	SB	SB	SB	SB	SB	
 MARITIME BLUE	SB	SB	SB	SB	SB	
 BURGUNDY RED	S	S	S	S	S	
 IVORY WHITE	M	M	M			
 BLACK (EXTRA COST)	S	S	S	S	S	
<b>METALLIC COLOURS (EXTRA COST)</b>						
 STRATO SILVER	SB	SB	SB	SB	SB	
 MERCURY GREY	SB	SB	SB	SB	SB	
 TASMAN BLUE	SB	SB	SB	SB	SB	
 AQUA JADE	S	S	S	S	S	
 MAGENTA	S	S	S	S	S	
 OLYMPIC GOLD	M	M	M	M	M	
 RAVEN						S*

#### △ MODELS/MAIN SEAT FABRIC


MADRID		
SHADOW	BLUESTONE	MACE



FOCUS		
SHADOW	BLUESTONE	MACE



ASTRAL		
SHADOW	BLUESTONE	MACE



S – SHADOW B – BLUESTONE M – MACE

NOTE: Colours and trims reproduced in this chart may vary from the actual colours due to limitations of printing processes used.

Shadow Grey Leather as used on the 1600E is not shown.

\*Raven metallic body colour is available at no extra cost on 1600E.

SIERRA · DELIVERS

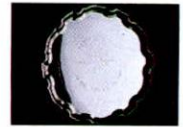
# SIERRA SAPPHIRE



**BEST FAMILY CAR**

SIERRA  
SAPPHIRE  
2.0 EFI GHIA

SIERRA  
RANGE



VOTED FLEET CAR  
OF THE YEAR 1989  
BY THE  
ASSOCIATION  
OF CAR FLEET  
OPERATORS.

CLASSIC · L · LX · GL · GLS · GHIA

# SIERRA SAPPHIRE


## TECHNICAL

For full  
specification  
details see  
pages  
106-111.


*For those who prefer the more traditional car – with a separate boot – but who still want the motoring satisfaction that Sierra delivers, here's the Sierra Sapphire. The modern interpretation of classical styling, the Sapphire offers models to suit all needs.*

■ Ford has engineered the Sierra Sapphire's fully independent suspension to provide a class-leading combination of ride comfort, confident roadholding and crisp handling. The front layout incorporates a stabiliser bar **A** which reduces the body's inclination to roll when cornering. The Sierra Sapphire's independent rear suspension is fitted to a sub-frame **B** with rubber mounting points **C**. They combat noise and vibration.

■ High-security locks for doors, boot, fuel filler cap and steering are standard on all Sapphires as is motorised central locking. They are more difficult to pick than the conventional type, have a key that's difficult to copy, and mechanism that's less likely to freeze.



This illustration is intended to show technical features only and does not necessarily represent the latest product specifications.



◀ Protected by a high-security lock, the Sierra Sapphire's boot is big enough to take 14.6 cubic feet of luggage, measured by the VDA method. The GL, GLS and Ghia feature the versatility of a rear seatback that split-folds 60:40. This enables one or two passengers to travel in comfort alongside 'overflow' luggage.

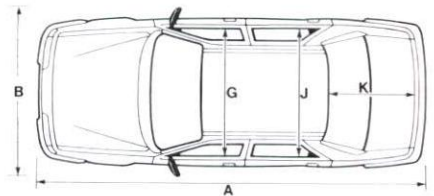
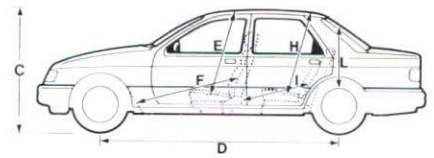

▶ Concealed channels remove the need for conventional rain gutters on the Sapphire's roof. Hidden anchorage points make it easy to attach a roof rack.



# SIERRA · DELIVERS



■ Ford's powerful new 2.0-litre Double Overhead Cam (DOHC) engine and advanced MT75 five-speed manual transmission, bring new levels of smoothness and driveability to the much-loved Sierra Sapphire range. The new engine, available in carburettor and electronic fuel injection (EFI) versions, can run on unleaded fuel without adjustment and is more powerful than its predecessor in both forms. The main benefit is superior smoothness, which results from the advanced design and refinement made possible by DOHC configuration. The many technical features of the MT75 gearbox include synchromesh on reverse gear, and together with the new DOHC engines, it provides superb motoring comfort and outstanding driver satisfaction.



## DIMENSIONS

EXTERIOR DIMENSIONS (INCHES)		SAPPHIRE
A OVERALL LENGTH		175.9
B OVERALL WIDTH		75.6
C UNLADEN HEIGHT		53.5
D WHEELBASE		102.7

INTERIOR DIMENSIONS (INCHES)		
E FRONT EFFECTIVE HEADROOM		38.5
F MAX EFFECTIVE LEG ROOM		41.0
G SHOULDER ROOM		53.9
H REAR EFFECTIVE HEADROOM		37.9
I MIN EFFECTIVE LEG ROOM		35.3
J SHOULDER ROOM		54.0

STOWABLE LUGGAGE (CUBIC FEET)‡		
K 5-SEAT MODE		14.6

‡ Measured using the VDA Method.

Dimensions may vary dependent upon model and level of equipment fitted.

■ Your new Sierra Sapphire's registration number will be etched on all exterior glass surfaces, if supplied by a participating Ford Dealer. The front and rear screens, side windows and rear screens, side windows and light lenses will be etched, as part of Ford's commitment to security.


■ Ford's Sierra Sapphire features responsive rack (F)-and-pinion (G) steering. It helps take the strain out of parking in tight spaces, and provides all the precision needed when cornering. The variable-rate, power-assisted system – optional on the GLS, diesel-powered L and GL and standard on the Ghia – is finger-light for low-speed manoeuvres, but provides excellent feel at higher speeds.

◀ Plastic liners are fitted to all Sierra Sapphires to provide extra protection for the front and rear wheel arches. All Sierra Sapphires have a comprehensive 20-stage paint and protection treatment, endorsed by Ford's six-year anti-corrosion assurance.



■ Powerful, progressive and servo-assisted, the Sapphire's braking system combines front discs (D) with rear drums (E). The discs are ventilated for improved heat dissipation.

▶ Ford's electronic anti-lock braking system (ABS) is an extra-cost option on all models, and includes discs on all four wheels. ABS is designed to help prevent front and rear wheels locking in an emergency. This can enable steering control to be retained.



---

# SIERRA SAPPHIRE

---

## CLASSIC

1



2



Classical saloon elegance . . . individual appeal





The timeless elegance of classical saloon styling is emphasised in this very distinctive Sierra Sapphire. The graceful exterior lines are complemented by stylish Tricoat white wheel covers, and the interior has attractive Barcelona trim. Audio equipment comprises a high-quality Electronic AM/FM Mono Radio . . . for your classical listening, perhaps?

For full specification details see pages 106-111.

Standard features include:

- 1.6 litre OHC engine with five-speed gearbox.
- Black or metallic paint are available at no extra cost.
- Easily adjusted remote-control door mirrors
- Heated rear window.
- Special interior trim – Barcelona ④.
- Convenient facia mounted quartz digital clock ②.
- Storage bins on front doors.
- Driver's seat height adjustment.
- Heater controls with illuminated surround and switch for three-speed fan ②.
- Wheel covers in tri-coat white ①.
- New electronic self-seek AM/FM Mono Radio-Model 2001 with anti-theft coding and aerial incorporated in rear windscreen ③.
- Key optional features, at extra cost, include an electronically controlled anti-lock braking system.



MODEL	ENGINE	INS. GROUP	†† PRICE £
CLASSIC	1.6	4	8640

Maximum vehicle retail prices include Car Tax and VAT (see back cover for details of Car Tax, VAT and delivery charges).

†† As recommended by the Association of British Insurers.

# SIERRA SAPHIRE

L

For full specification details see pages 106-111.

**A**n exceptionally well-equipped Sierra Sapphire, now with a tilt-or-slide glass sunroof with louvred blind, central locking and tinted glass as standard fitments.

Standard features include:

- Choice of 1.6-litre OHC and 1.8-litre CVH petrol engines, or 2.3-litre diesel. A five-speed gearbox is standard.
  - Easily adjusted remote-control door mirrors.
  - Heated rear window.
  - Tasteful interior seat fabric – Madrid ①.
  - Tinted glass.
  - Tilt-or-slide glass sunroof with louvred blind ④.
  - Central locking with torch key.
  - Convenient fascia mounted quartz digital clock ③.
  - Door panels fully trimmed in Madrid fabric plus stowage bins on front doors ①.
  - Driver's seat height adjustment.
  - Heater controls with illuminated surround and switch for three-speed fan ⑤.
  - New Electronic Self-Seek AM/FM Stereo Radio/Cassette – Model 2005 with anti-theft coding, four speakers ② and aerial incorporated in rear windscreen.
- Key optional features, at extra cost, include an electronically controlled anti-lock braking system.



MODEL	ENGINE	INS. GROUP	†† PRICE £
L	1.6	4	9140
L	1.8	4	9140
L	2.3D	4	9695


Maximum vehicle retail prices include Car Tax and VAT (see back cover for details of Car Tax, VAT and delivery charges).

†† As recommended by the Association of British Insurers.



# SIERRA SAPPHIRE


## LX



A high degree of individuality characterises the Sierra Sapphire LX. It now adds Ford's ultra-smooth and powerful Double Overhead Cam 2.0-litre petrol engine to the many technical advancements it embodies, enhancing the sporty appeal.

Standard features include:

- Choice of 1.6-litre OHC, 1.8-litre CVH and Ford's new 2.0-litre DOHC ⑥ petrol engines.
  - Front sports seats, trimmed in Monaco fabric, with fully adjustable head restraints ⑤.
  - 14" wheels with 185/65 tyres.
  - Sports steering wheel ⑤.
  - Central locking with helpful torch key ④.
  - Instruments and controls include a tachometer ②, digital clock and instrument panel rheostat.
  - Smart bumpers and bodyside mouldings with Cobra Red inserts and special paint treatment below bodyside mouldings ①.
  - Electronic Self-Seek AM/FM Stereo Radio/Cassette – Model 2005 ③ with anti-theft coding, four speakers and aerial incorporated in rear windscreen.
- Key optional features, at extra cost, include an electronically controlled anti-lock braking system and metallic paint ①.



MODEL	ENGINE	INS. GROUP†	PRICE £
LX	1.6	4	9490
LX	1.8	4	9490
LX	2.0 DOHC T.B.A.		9985

For full specification details see pages 106-111.

NOTE: Gearlever knob ③ ⑤ may be different to that shown.

† As recommended by the Association of British Insurers.

---

# SIERRA SAPPHIRE

GL



*There's added luxury and refinement in this Sierra Sapphire perfect for business and family motoring alike*

For full specification details see pages 106-111.

NOTE: Gearlever knob ② ③ may be different to that shown.

**H**igh standards of comfort are the order of the day in the Sierra Sapphire GL. Many everyday items are electrically powered, and the upholstery is trimmed with luxurious fabrics. The load-carrying versatility is enhanced by the 60:40 folding rear seatback.

Standard features include:

- Choice of 1.6-litre OHC, 1.8-litre CVH and Ford's new 2.0-litre DOHC ⑨ petrol engines, or 2.3-litre diesel.

- 14" wheels with 185/65 tyres and stylish wheel covers ④.

- Four-door operated courtesy light with delay function.

- Variable interval intermittent wipers ⑤.

- Convenient electrically operated front windows.

- Electrically powered ⑦ and heated door mirrors.


- Versatile 60:40 split-fold rear seatback ⑧.

- Tilt-or-slide glass sunroof ⑥ with louvred blind.

- New Electronic Self-Seek AM/FM Stereo Radio/Cassette – Model 2005 ③ with anti-theft coding, four speakers and aerial incorporated in rear windscreen.

□ Key optional features, available at extra cost, include metallic paint ①, rapid de-ice windscreen on the 2.0 and an electronically controlled anti-lock braking system.

9



3



4



5



7

8

MODEL	ENGINE	INS. GROUP††	PRICE £
GL	1.6	4	10135
GL	1.8	4	10135
GL	2.0DOHC	T.B.A.	10630
GL	2.3D	4	10690

†† As recommended by the Association of British Insurers.

---

---

# SIERRA SAPPHIRE

GLS

---

---

1



2



4



5



3



6



*Ford's new fuel-injected Double Overhead Cam engine gives this luxurious saloon a certain kind of performance*



**T**here's performance in plenty from the potent new DOHC 2.0-litre EFI engine, and sports suspension to take the pace in its stride.


Standard features include:

- Ford's new 2.0 DOHC EFI engine (8).
- Headlight wash/wipe (6).
- Variable interval intermittent wipers (2).
- Sports suspension.
- 14" wheels and 195/60 x 14 tyres with full wheel covers (1).
- Cobra Red bumper and moulding inserts and lower bodyside paint treatment (1).
- Power operated front windows (5).
- Tilt-or-slide glass sunroof with louvred blind and tinted glass (3).
- Comprehensive instruments and controls include micro-switches (4), tachometer and sports steering wheel (7).
- New Electronic Self-Seek AM/FM Stereo Radio/Cassette – Model 2005 with anti-theft coding, four speakers (7) and aerial incorporated in rear windscreen.

□ Key optional features, available at extra cost, include rapid de-ice windscreen and an electronically controlled anti-lock braking system.

For full specification details see pages 106-111.

NOTE: Gearlever knob (2) may be different to that shown.



MODEL	ENGINE	INS. GROUP††	PRICE £
GLS	2.0 DOHC EFI	T.B.A.	11390

†† As recommended by the Association of British Insurers.

---

# SIERRA SAPPHIRE

GHIA

---

1



2



*Ghia styling adds a special lustre to this Sierra Sapphire, culminating in a highly desirable luxury saloon*



**P**erformance and luxury combine in this Sierra, to provide the kind of refinement always associated with the name Ghia.


For full specification details see pages 106-111.

NOTE: Gearlever knob ① ⑤ may be different to that shown.

Standard features include:

- Ford's new 2.0-litre DOHC EFI engine ⑥.
- Headlight wash/wipe.
- Power assisted steering.
- Sports steering wheel.
- Rapid de-ice windscreen operated by a micro-switch ③.
- Instruments and controls include a three-function digital clock, graphic information module and auxiliary warning lights ⑤.
- Pneumatic lumbar adjustment on front seats.
- Rear compartment heating and ventilation ducts, integral head restraints and central armrest ①.
- Convenient electrically operated front and rear windows.
- Electronic Stereo Sound System – Model 2007 with anti-theft coding, four speakers, separate power amplifier ④ and aerial incorporated in rear windscreen.

□ Key optional features, available at extra cost, include air conditioning, metallic paint ② and an electronically controlled anti-lock braking system.



MODEL	ENGINE	INS. GROUP††	PRICE £
GHIA	2.0 DOHC EFI	T.B.A.	12860

†† As recommended by the Association of British Insurers.

# SPECIFICATIONS

## SAPPHIRE

### COLOUR & TRIM

#### ▽ CAR BODY COLOURS

##### SOLID COLOURS


	CLASSIC BARCELONA	L MADRID	LX MONACO	GL STROBE	GLS STROBE	GHIA ASTRAL
 DIAMOND WHITE	S	S	B	S	S	S
 RADIANT RED	S	S	B	S	S	S
 GALAXY BLUE	B	S	B	SB	SB	S
 MARITIME BLUE	B	S	B	SB		
 BURGUNDY RED	S	S	B	S	S	S
 IVORY WHITE		M		M	M	M <sup>∅</sup>
 BLACK (EXTRA COST)	S*	S	B	S	S	S

##### METALLIC COLOURS (EXTRA COST)


 STRATO SILVER	S*	SB	B	SB	SB	SB
 MERCURY GREY	S*	SB	B	SB	SB	SB
 TASMAN BLUE	B*	SB	B	SB	SB	SB
 AQUA JADE	S*	S		S	S	S
 MAGENTA	S*	S	B	S	S	S
 OLYMPIC GOLD	S*	M		M	M	M

#### ◁ MODELS/MAIN SEAT FABRIC


BARCELONA		MONACO
SHADOW	BLUESTONE	BLUESTONE




MADRID		
SHADOW	BLUESTONE	MACE



STROBE		
SHADOW	BLUESTONE	MACE



ASTRAL		
SHADOW	BLUESTONE	MACE



S - SHADOW B - BLUESTONE M - MACE

∅ IVORY WHITE NOT AVAILABLE ON GHIA IN CONJUNCTION WITH AIR CONDITIONING

\* Black and metallic body colours are available at no extra cost on Classic.

NOTE: Colours and trims reproduced in this chart may vary from the actual colours due to limitations of printing processes used.



SIERRA · DELIVERS

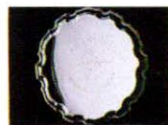
# SIERRA



FLEET NEWS 1989  
*awards*

**BEST ESTATE CAR**

SIERRA  
RANGE



VOTED FLEET CAR  
OF THE YEAR 1989  
BY THE  
ASSOCIATION  
OF CAR FLEET  
OPERATORS.

LASER · L · LX · GL · GLS · GHIA · XR4x4 · ESTATES

# SIERRA

## TECHNICAL

*Versatile and well-equipped, the big-choice Sierra range meets every motoring need. Spacious Sierra hatchbacks deliver exceptional passenger and luggage space variations, and the engines on offer mean the right kind of power for your motoring requirements. Sierra delivers . . . in style.*

■ Ford has engineered the Sierra's fully independent suspension to provide a class-leading combination of ride comfort, confident roadholding and crisp handling. The front layout incorporates a stabiliser bar which reduces the body's inclination to roll when cornering. The Sierra's independent rear suspension is fitted to a sub-frame (A) with rubber mounting points (B). They combat noise and vibration.

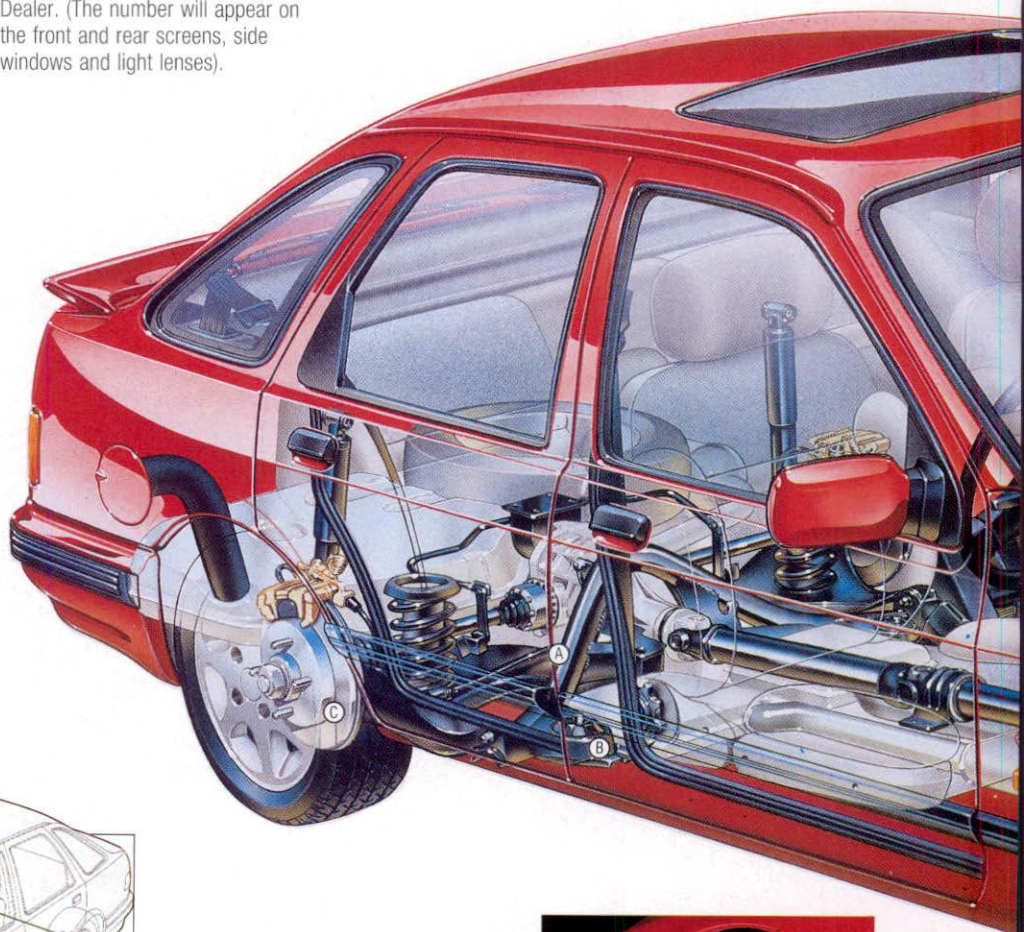
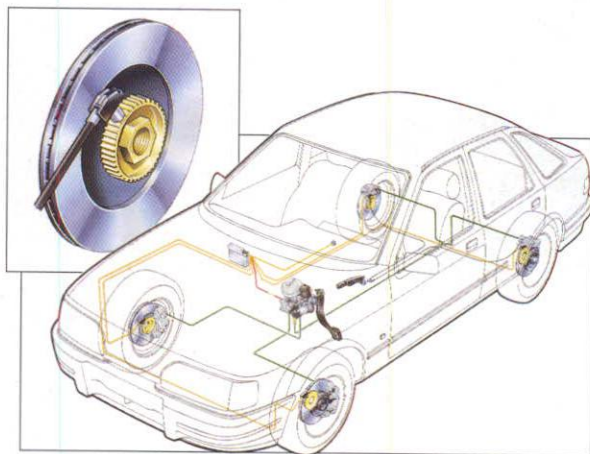
■ Ford is committed to car security, and your new Sierra will be glass etched with its registration number if supplied by a participating Ford Dealer. (The number will appear on the front and rear screens, side windows and light lenses).

■ A rear seatback that split-folds 60:40 is standard on all Sierra hatchbacks and estates. Folding the back seat increases the versatile Sierra saloon's luggage space from 13.6 to 42.2 cubic feet, measured using the VDA method.

◀ High-security locks for doors, boot, fuel filler cap and steering are standard on all Sierras, as is motorised central locking. They are more difficult to pick than the conventional type, have a key that's difficult to copy, and mechanism that's less likely to freeze.



▼ Powerful, progressive and servo-assisted, the Sierra's braking system combines front discs with rear drums. Ford's electronic anti-lock braking system (ABS) is an extra-cost option on all models, and includes discs on all four wheels (C). ABS is designed to help prevent front and rear wheels locking in an emergency. This can enable steering control to be retained.



▶ Plastic liners are fitted to all Sierras to provide extra protection for the front and rear wheel arches. All Sierras have a comprehensive 20-stage paint and protection treatment, endorsed by Ford's six-year anti-corrosion assurance.

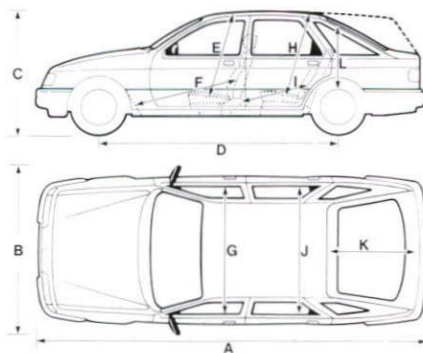


# SIERRA · DELIVERS



■ Sierra 2.0-litre models are now powered by a new powerful and exceptionally smooth Double Overhead Cam (DOHC) engine, which is coupled to Ford's advanced MT75 five-speed manual transmission.

The result is an ultra-smooth driveline which gives Sierra 2.0-litre models even more refinement on the road, and enhances driver satisfaction. Both in carburettor and electronic fuel injection (EFI) forms, the new engine can run on unleaded petrol without adjustment, and is more powerful than the 2.0-litre engine family it replaces. DOHC configuration enables the air/fuel mixture to be used more efficiently, particularly with Ford's patented inlet valve seat turbulence generator in place, and permits technical refinements to be made in the design and construction. The MT75 transmission is perfectly matched to the DOHC engine, and its technical specification includes the provision of synchromesh on reverse gear.



## DIMENSIONS

### EXTERIOR DIMENSIONS (INCHES)

	SIERRA	ESTATE
A OVERALL LENGTH	174.2	177.6
B OVERALL WIDTH	75.6	75.6
C UNLADEN HEIGHT	53.5	54.6
D WHEELBASE	102.7	102.7

### INTERIOR DIMENSIONS (INCHES)


	SIERRA	ESTATE
E FRONT EFFECTIVE HEADROOM	38.5	38.8
F MAX EFFECTIVE LEG ROOM	41.0	41.0
G SHOULDER ROOM	53.9	53.9
H REAR EFFECTIVE HEADROOM	37.9	39.1
I MIN EFFECTIVE LEG ROOM	34.7	34.7
J SHOULDER ROOM	54.0	54.0

### STOWABLE LUGGAGE (CUBIC FEET)†

	SIERRA	ESTATE
K 5 SEAT MODE	13.6	15.1
L 2 SEAT MODE (laden to roof)	42.2	51.8

† Measured using the VDA Method. Dimensions could vary dependent upon model and level of equipment fitted.

This illustration is intended to show technical features only and does not necessarily represent the latest product specifications.



■ Ford's Sierra features responsive rack-and-pinion steering. It helps take the strain out of parking in tight spaces, and provides all the precision needed when cornering. The variable-rate, power-assisted system – optional on the GLS and the diesel-powered L and GL and standard on the Ghia, XR 4x4 and Ghia 4x4 estate – is finger-light for low-speed manoeuvres, but provides excellent feel at higher speeds.

---

# SIERRA

---

## LASER

1



2



*There's a lot of character in the new Sierra Laser, not to mention all the motoring value that typifies the range*




**S**ome highly individual styling characterises the newest member of the Sierra family. But good looks and a smart interior are not the only strong points. All the established Sierra qualities are there in plenty, too, adding to big-value motoring.

For full specification details see pages 106-111.

Standard features include:

- 1.6 litre OHC engine with five-speed gearbox.
- Black or metallic paint are available at no extra cost.
- Easily adjusted remote-control door mirrors
- Heated rear window.
- Special interior trim – Barcelona ③.
- Convenient fascia mounted quartz digital clock ②.
- Storage bins on front doors.
- Driver's seat height adjustment.
- Heater controls with illuminated surround and switch for three-speed fan ②.
- Wheel covers in tri-coat white ①.
- New electronic AM/FM Mono Radio-Model 2001 ④ with anti-theft coding and aerial incorporated in rear windscreen.
- Key optional features, at extra cost, include an electronically controlled anti-lock braking system.



†† As recommended by the Association of British Insurers.

MODEL	ENGINE	INS. GROUP††	PRICE £
LASER	1.6	4	8640

Maximum vehicle retail prices include Car Tax and VAT (see back cover for details of Car Tax, VAT and delivery charges).

# SIERRA

L

For full specification details see pages 106-111.

**N**ow that a tilt-or-slide glass sunroof, central locking and tinted glass are standard on all Sierra L models – together with the radio aerial incorporated in the rear window – the Sierra L can justifiably claim to be among the best equipped cars in its class.

Standard features include:

- Choice of 1.6-litre OHC and 1.8-litre CVH petrol engines or 2.3-litre diesel. Five-speed gearbox is standard.
  - Tailgate wash/wipe.
  - Stylish interior seat fabric – Madrid ⑤.
  - Tinted glass and tilt-or-slide glass sunroof with louvred blind ②.
  - Central locking with torch key.
  - An attractive 'soft-feel' steering wheel ⑤.
  - Two remote-control door mirrors.
  - Driver's seat height adjustment.
  - Colour-keyed velour carpet and versatile 60:40 split-folding rear seatback.
  - LCD digital clock ④.
  - New Electronic Self-Seek AM/FM Stereo Radio/Cassette – Model 2005 ③ with anti-theft coding, four speakers and aerial incorporated in rear windscreen ①.
- Key optional features, at extra cost, include an electronically controlled anti-lock braking system.




MODEL	ENGINE	INS. GROUP	†† PRICE £
L	1.6	4	9140
L	1.8	4	9140
L	2.3D	4	9695

Maximum vehicle retail prices include Car Tax and VAT (see back cover for details of Car Tax, VAT and delivery charges).

†† As recommended by the Association of British Insurers.

# SIERRA

## LX



**T**his sporty Sierra now offers the powerful 2.0-litre Double-Overhead Cam engine for even more performance, well matched by the sports suspension and a very stylish interior.

Standard features include:

Choice of 1.6-litre OHC, 1.8-litre CVH and Ford's new 2.0-litre DOHC ⑥ petrol engines.

Bumpers and bodyside mouldings with Cobra Red inserts ① and special paint treatment below mouldings.

Front sports seats ② with seatback map pockets.

14" wheels and 185/65 tyres.

Sports steering wheel ⑤.

Central locking with torch key ④.


Tinted glass and screened glass tilt-or-slide sunroof with louvred blind.

60:40 split rear seatback.

Tachometer ③ and instrument panel rheostat.

Electronic Self-Seek AM/FM Stereo Radio/Cassette – Model 2005 ⑤ with anti-theft coding, four speakers and aerial incorporated in rear windscreen.

□ Key optional features, at extra cost, include an electronically controlled anti-lock braking system and metallic paint ①.



MODEL	ENGINE	INS. GROUP††	PRICE £
LX	1.6	4	9490
LX	1.8	4	9490
LX	2.0 DOHC	T.B.A.	9985

For full specification details see pages 106-111.

NOTE: Gearlever knob ④ may be different to that shown.

†† As recommended by the Association of British Insurers.

---

# SIERRA



---

GL





*It's comfort all the way in the luxurious  
Sierra GL... long-distance motoring  
brought down to size*



**T**he Sierra GL embodies all the qualities inherent in this class-leading design, plus exceptional standards of luxury which endow this hatchback with outstanding levels of smoothness and refinement.


For full specification details see pages 106-111.

NOTE: Gearlever knob ② ⑦ may be different to that shown.

Standard features include:

- Choice of 1.6-litre OHC, 1.8-litre CVH and Ford's new 2.0-litre DOHC ⑧ petrol engines, or 2.3-litre diesel.
- 14" wheels, 185/65 tyres and stylish wheel covers ①.
- Four-door operated courtesy light with delay function ③.
- Variable interval intermittent wipers ⑥.
- Convenient electrically operated front windows ⑤.
- Electrically powered and heated door mirrors plus motorised central door locking with torch key.
- Tilt-or-slide glass sunroof with louvred blind.
- Rear seat central armrest ④ and deep side bolsters plus 60:40 split-fold versatility ②.
- Electronic Self-Seek AM/FM Stereo Radio/Cassette – Model 2005 with anti-theft coding, four speakers ⑦ and aerial incorporated in rear windscreen.

□ Key optional features, available at extra cost, include rapid de-ice windscreen on the 2.0 and an electronically controlled anti-lock braking system.



MODEL	ENGINE	INS. GROUP††	PRICE £
GL	1.6	4	10135
GL	1.8	4	10135
GL	2.0 DOHC T.B.A.		10630
GL	2.3D	5	10690

†† As recommended by the Association of British Insurers.

---



# SIERRA

---

GLS



*The potent power of a fuel-injected DOHC engine makes this the Sierra to catch... if you can!*




**T**he Sierra GLS has the kind of performance only possible with Ford's powerful fuel-injected Double Overhead Cam 2.0-litre engine. Sports suspension means superb roadholding, and interior comfort is assured.

Standard features include:

- Ford's new 2.0-litre DOHC EFI engine (9).
- Sports suspension.
- Black tailgate spoiler (4).
- Headlight wash/wipe (8).
- Variable interval intermittent wipers (6).
- Tilt-or-slide glass sunroof with louvred blind (3).
- Power operated front windows (7).
- Electrically operated and heated door mirrors with body-colour housings.
- Integral front fog lights (1).
- Two-spoke sports steering wheel and tachometer (5).
- Electronic Self-Seek AM/FM Stereo Radio/Cassette – Model 2005 with anti-theft coding (5), four speakers and aerial incorporated in rear windscreen.

□ Key optional features, available at extra cost, include rapid de-ice windscreen (5) and an electronically controlled anti-lock braking system.



For full specification details see pages 106-111.

NOTE: Gearlever knob (2) (5) may be different to that shown.

†† As recommended by the Association of British Insurers.

MODEL	ENGINE	INS. GROUP††	PRICE £
GLS	2.0 DOHC EFI	T.B.A.	11390

Maximum vehicle retail prices include Car Tax and VAT (see back cover for details of Car Tax, VAT and delivery charges).

---



# SIERRA

GHIA

---



*The far-reaching qualities of the Sierra design are enhanced by luxurious Ghia styling and refinement*



**T**here's very little left to the imagination in this lavishly equipped Sierra, eminently deserving of the name Ghia.

Standard features include:

- Ford's new 2.0-litre DOHC EFI engine ⑩.
- Distinctive alloy wheels ①.
- Rapid de-ice windscreen operated by micro-switch ④.
- Headlight wash/wipe.
- Power-assisted steering.
- Sports steering wheel ③.
- Tinted glass and tilt-or-slide glass sunroof with louvred blind ⑦.

■ Three-function digital clock and graphic information module ⑧.

■ Rear heating and ventilation ducts, head restraints ⑤, centre armrest ② and front seatback map pockets ⑥.

■ Electrically operated front and rear windows.

■ Electronic Stereo Sound System – Model 2007 with anti-theft coding, power amplifier, four speakers ⑨ and aerial incorporated in rear windscreen.

□ Key optional features, available at extra cost, include air conditioning, metallic paint ① and an electronically controlled anti-lock braking system.



For full specification details see pages 106-111.

NOTE: Gearlever knob ②, ③ and ⑨ may be different to that shown.

†† As recommended by the Association of British Insurers.

MODEL	ENGINE	INS. GROUP††	PRICE £
GHIA	2.0 DOHC EFI	T.B.A.	12860

Maximum vehicle retail prices include Car Tax and VAT (see back cover for details of Car Tax, VAT and delivery charges).

---


# SIERRA

---

XR4x4



*A sporting profile, inside and out,  
combined with a high level of  
specification, 4x4 traction and V6 power*



**H**ere's the Sierra that sets high standards of traction, stability, and sheer performance.

Standard features include:

- High performance 2.9 EFI engine ⑥ with EEC IV management system.
  - Up-rated braking system with discs at front and rear.
  - Stylish alloy wheels ③.
  - Headlight wash/wipe.
  - Rapid de-ice windscreen ⑤.
  - Electrically operated front and rear windows ②.
  - LCD three-function digital clock and graphic information module ①.
  - Auxiliary warning lights incorporating low fuel and low washer fluid warnings ①.
  - Soft headlining fabric.
  - Adjustable map reading lights in neat overhead console.
  - Rear courtesy light.
  - Four-door operated courtesy lights with delay function.
  - Sports-type front seats with lumbar and driver's height adjustment ④.
  - Distinctive body-coloured tailgate spoiler ③.
  - New top quality Electronic Stereo Sound System – Model 2007 with anti-theft coding, power amplifier, four speakers and aerial incorporated in rear windscreen.
- Key optional features, available at extra cost, include air conditioning and an electronically controlled anti-lock braking system.

For full specification details see pages 106-111.

NOTE: Gearlever knob ④ may be different to that shown.

MODEL	ENGINE	INS. GROUP	†† PRICE £
XR4x4	2.9EFI 6		15750

Maximum vehicle retail prices include Car Tax and VAT (see back cover for details of Car Tax, VAT and delivery charges).

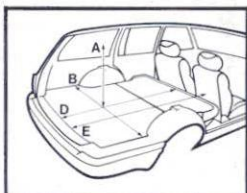
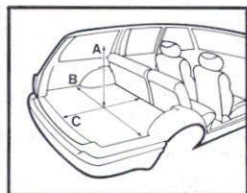
†† As recommended by the Association of British Insurers.

---


# SIERRA

---

L A S E R · L · G L · G H I A · G H I A 4 × 4



- Ⓐ Maximum cargo height 30"
- Ⓑ Maximum floor width 53" (width between wheel arches 43")
- Ⓒ Loadspace length to back of rear seat 42"
- Ⓓ Loadspace length with rear seats folded down 64"
- Ⓔ Loadspace length to rear of front seats 74"



■ The stylish Sierra estates provide exceptional loadspace and versatility. The maximum available interior width is 53 inches, and the maximum available interior length is 74 inches, with the rear seatback fully folded. Useful tie down eyes keep everything


securely in place – especially helpful when travelling over uneven surfaces. The rear seatback split-folds 60:40 to permit long or difficult loads to be carried. Maximum load capacity is a generous 51.8 cubic feet† and the load compartment still holds

15.1 cubic feet† even when all five seats are occupied. Plus, the Sierra Ghia's specification includes an integral roof rack – for exceptionally long or bulky loads – that blends perfectly with the estate's graceful lines.

† Loadspace capacities measured using the VDA method



# SIERRA · DELIVERS



The highly practical and roomy Sierra Estate range now includes the very affordable Sierra Laser Estate, which has all the load-swallowing capacity of this superb model range, plus, of course, the established Sierra qualities of satisfaction, performance and comfort.

Graceful, elegant lines distinguish the Sierra from other estates in its class. It looks, and is, a superb combination of a practical load carrier ① and a stylish family car, enjoying the same high level of equipment as the hatchback counterparts. Excellent all-round visibility is a particular feature of the Sierra estates. All models have a heated rear windscreen and wash/wipe ③ for the subtle curved tailgate – itself an important aerodynamic asset ② – and to help beat vandals, the radio aerial is incorporated in the heating element.

There's a wide choice of engines, all matched to slick five-speed transmissions, to power Sierra Estates. The choice now includes a new Double Overhead Cam (DOHC) engine, which is more powerful – in both carburettor and fuel-injection form – than the units it replaces, and can run on unleaded fuel without adjustment. The lively 1.6-litre petrol engine has exceptional flexibility, and the 2.3-litre diesel is for those with economy† as a priority. The 2.9EFi V6, which powers the Sierra Ghia 4x4 Estate, is now matched with Ford's advanced MT75 gearbox, as are the two new 2.0 DOHC engines.

MODEL	ENGINE	INS. GROUP†	PRICE £
ESTATE LASER	1.6	4	9435
ESTATE L	1.6	4	9935
ESTATE L	1.8	4	9935
ESTATE L	2.3D	4	10490
ESTATE GL	1.6	4	10930
ESTATE GL	1.8	4	10930
ESTATE GL	2.0 DOHC	T.B.A.	11425
ESTATE GL	2.3D	5	11485
ESTATE GHIA	2.0 DOHC EFI	T.B.A.	13655
ESTATE GHIA 4x4	2.9EFi	6	17035

Maximum vehicle retail prices include Car Tax and VAT (see back cover for details of Car Tax, VAT and delivery charges).

For full specification details see pages 106–111.

† For Government fuel consumption test figures see 'Technical specifications' table on page 106.

†† As recommended by the Association of British Insurers.

# SPECIFICATIONS

## SIERRA

### TECHNICAL

#### 1.6 OHC [R]

1593 CC ■ CYLINDERS - 4 IN-LINE ■  
 COMPRESSION RATIO 9.5:1 ■ SEQUENTIAL TWIN  
 VENTURI CARBURETTOR ■ AUTOMATIC CHOKE ■  
 ELECTRONIC BREAKERLESS IGNITION ■ MAX.  
 POWER DIN 55 KW (75 PS) AT 4900 RPM ■ MAX.  
 TORQUE DIN 123 NM (12.5 MKP) AT 2900 RPM ■  
 MAX. CONTINUOUS REVS. 5950

#### 1.8 CVH [E]

1769 CC ■ CYLINDERS - 4 IN-LINE ■  
 COMPRESSION RATIO 9.3:1 ■ SEQUENTIAL TWIN  
 VENTURI CARBURETTOR ■ AUTOMATIC CHOKE ■  
 ELECTRONIC BREAKERLESS IGNITION ■ MAX.  
 POWER DIN 66 KW (90 PS) AT 5250 RPM ■ MAX.  
 TORQUE DIN 147 NM (15.0 MKP) AT 3000 RPM ■  
 MAX. CONTINUOUS REVS. 5850

#### 2.0 DOHC [E]

1998 CC ■ CYLINDERS - 4 IN-LINE ■  
 COMPRESSION RATIO 10.3:1 ■ SEQUENTIAL TWIN  
 VENTURI CARBURETTOR ■ AUTOMATIC CHOKE ■  
 ELECTRONIC BREAKERLESS IGNITION ■ MAX.  
 POWER DIN 80 KW (109 PS) AT 5600 RPM ■ MAX.  
 TORQUE DIN 174 NM (17.7 MKP) AT  
 3000 RPM ■ MAX. CONTINUOUS REVS. 6050

#### 2.0 DOHC EFI [E]

1998 CC ■ CYLINDERS - 4 IN-LINE ■  
 COMPRESSION RATIO 10.3:1 ■ FUEL INJECTION  
 WITH EEC IV MANAGEMENT SYSTEM ■ AUTOMATIC  
 CHOKE ■ ELECTRONIC BREAKERLESS IGNITION ■  
 MAX. POWER DIN 92 KW (125 PS) AT 5500 RPM ■  
 MAX. TORQUE DIN 174 NM (17.7 MKP) AT  
 2500 RPM ■ MAX. CONTINUOUS REVS. 5950

#### 2.9 EFI [E]

2933 CC ■ CYLINDERS - V6 ■ COMPRESSION  
 RATIO 9.5:1 ■ FUEL INJECTION WITH EEC IV  
 MANAGEMENT SYSTEM ■ AUTOMATIC CHOKE ■  
 ELECTRONIC BREAKERLESS IGNITION ■ MAX.  
 POWER DIN 110 KW (150 PS) AT 5700 RPM ■ MAX.  
 TORQUE DIN 233 NM (23.8 MKP) AT 3000 RPM ■  
 MAX. CONTINUOUS REVS. 5900

#### 2.3 DIESEL

2304 CC ■ CYLINDERS - 4 IN-LINE ■  
 COMPRESSION RATIO 22.2:1 ■ INDIRECT  
 MECHANICAL FUEL INJECTION ■ GLOW-PLUG  
 PRE-WARM ■ COMPRESSION IGNITION ■ MAX.  
 POWER DIN 49 KW (67 PS) AT 4200 RPM ■ MAX.  
 TORQUE DIN 139 NM (14.2 MKP) AT 2000 RPM ■  
 MAX. CONTINUOUS REVS. 4850

Key:

[E] Able to run on either leaded or unleaded petrol without adjustment.

[R] Requires ignition timing adjustment by Ford Dealer to run on unleaded petrol.

#### 4-DOOR SAPPHIRES 5-DOOR SALOONS

	FUEL CONSUMPTION IN MPG (L/100km)†	CONSTANT 56 MPH (90 km/h)	CONSTANT 75 MPH (120 km/h)	SIMULATED URBAN DRIVING	PERFORMANCE (FORD TEST FIGS.)	MAX. SPEED MPH	0-60 MPH (SECS)	30-50 MPH* (SECS)
1.6 OHC 5-SPEED	51.4 (5.5)	39.8 (7.1)	31.7 (8.9)			103	13.3	11.1
1.8 CVH 5-SPEED	47.9 (5.9)	37.7 (7.5)	29.7 (9.5)			107	11.1	8.2
1.8 CVH 4-SPEED AUTO.	47.9 (5.9)	36.7 (7.7)	30.7 (9.2)			106	13.6	N/A
2.0 DOHC 5-SPEED	50.4 (5.6)	39.8 (7.1)	29.7 (9.5)			116	9.7	8.2
2.0 DOHC EFI 5-SPEED	48.7 (5.8)	38.7 (7.3)	30.7 (9.2)			121	9.1	6.9
2.0 DOHC EFI 4-SPEED AUTO.	48.7 (5.8)	38.7 (7.3)	28.0 (10.1)			118	10.7	N/A
2.9 EFI 5-SPEED	37.7 (7.5)	30.4 (9.3)	18.2 (15.5)			127	8.2	6.6
2.3 DIESEL 5-SPEED	57.6 (4.9)	43.5 (6.5)	32.8 (8.6)			95	17.8	11.6

#### 5-DOOR ESTATES

1.6 OHC 5-SPEED	46.3 (6.1)	35.8 (7.9)	30.7 (9.2)			101	13.7	10.7
1.8 CVH 5-SPEED	47.9 (5.9)	37.7 (7.5)	30.4 (9.3)			107	11.5	8.7
1.8 CVH 4-SPEED AUTO.	46.3 (6.1)	36.2 (7.8)	30.1 (9.1)			106	14.2	N/A
2.0 DOHC 5-SPEED	49.6 (5.7)	39.2 (7.2)	28.8 (9.8)			114	10.3	8.5
2.0 DOHC EFI 5-SPEED	47.9 (5.9)	38.2 (7.4)	30.7 (9.2)			119	9.7	7.4
2.0 DOHC EFI 4-SPEED AUTO.	48.7 (5.8)	38.7 (7.3)	27.7 (10.2)			116	11.4	N/A
2.9 EFI 5-SPEED	37.7 (7.5)	30.4 (9.3)	18.2 (15.5)			124	8.6	6.9
2.3 DIESEL 5-SPEED	58.9 (4.8)	42.2 (6.9)	31.7 (8.9)			95	18.6	12.5

† All figures in mpg (l/100km) are from officially approved tests under the passenger Car Fuel Consumption Order 1983.

The fuel consumption test figures shown in the chart do not express or imply any guarantee of the fuel consumption of a car of the class in question. See back cover.

\* In 4th gear.

#### KERBWEIGHTS (kg)‡

#### 4-DOOR SAPPHIRES 5-DOOR SALOONS

	CLASSIC	LASER	L	LX	GL	GLS	GHIA	XR4 X4	GROSS VEHICLE WEIGHT (kg)	MAX. TOWING LIMIT (2 UP) (kg)	MAX. ROOF RACK LOAD (kg)
1.6 OHC 5-SPEED	1040	1040	1040	1045	1060				1575	1100	75
1.8 CVH 5-SPEED			1055	1060	1085				1600	1350	75
1.8 CVH 4-SPEED AUTO.			1055	1060					1600	1350	75
2.0 DOHC 5-SPEED				1070	1095				1650	1350	75
2.0 DOHC EFI 5-SPEED						1115	1150		1675	1350	75
2.0 DOHC EFI 4-SPEED AUTO.							1160		1675	1350	75
2.9 EFI 5-SPEED								1270	1775	1350	75
2.3 DIESEL 5-SPEED			1170		1200				1700	1100	75

#### 5-DOOR ESTATES

1.6 OHC 5-SPEED		1100	1100		1110				1625	1250	75
1.8 CVH 5-SPEED			1100		1130				1675	1350	75
1.8 CVH 4-SPEED AUTO.			1100						1675	1350	75
2.0 DOHC 5-SPEED					1145				1700	1350	75
2.0 DOHC EFI 5-SPEED							1195		1700	1350	75
2.0 DOHC EFI 4-SPEED AUTO.							1205		1700	1350	75
2.9 EFI 5-SPEED							1315		1850	1350	75
2.3 DIESEL 5-SPEED			1235		1255				1775	1250	75

‡ Represents the lightest kerbweight assuming full fluid and fuel levels, subject to manufacturing tolerances and options, etc., fitted.

TOWING LIMITS quoted in this catalogue represent the recommended maximum towing ability of the vehicle with 2 occupants (150 lb each) to restart on a 12 per cent gradient (1 in 8.3 approx.) at sea level. This means that where additional payload is carried (additional occupants, luggage, etc.), then this additional weight should be deducted from the recommended towing limit. The performance and economy of all models will be reduced when used for towing.

# SPECIFICATIONS

## SIERRA

---

### TECHNICAL

	4-DOOR SAPPHIRES					5-DOOR SIERRAS					XR4x4	5-DOOR ESTATES				
	CLASSIC	L	LX	GL	GLS	GHIA	LASER	L	LX	GL		GLS	GHIA	LASER	L	GL
1.6 OHC 5-SPEED GEARBOX	■	■	■	■			■	■	■	■				■	■	■
1.8 CVH 5-SPEED GEARBOX		■	■	■				■	■	■					■	■
2.0 DOHC 5-SPEED GEARBOX			■	■					■	■						■
2.0 DOHC EFI 5-SPEED GEARBOX					■	■					■	■				■
2.9 EFI 5-SPEED GEARBOX, 4-WHEEL DRIVE													■			■
2.3 DIESEL 5-SPEED GEARBOX		■		■				■		■					■	■
BATTERY, MAINTENANCE FREE	■	■	■	■	■	■	■	■	■	■	■	■	■	■	■	■
<b>BRAKES:</b>																
REAR-WHEEL DRIVE: VENTILATED FRONT DISCS 10.5 INCH, REAR DRUMS, SERVO ASSISTED WITH G-VALVE	■	■	■	■	■		■	■	■	■	■	■		■	■	■
FOUR-WHEEL DRIVE: VENTILATED FRONT DISCS (UPRATED) AND REAR DISCS, SERVO ASSISTED WITH G-VALVE WITH DOUBLE DIAPHRAGM BRAKE BOOSTER													■			■
FUEL TANK - 60 LITRES	■	■	■	■	■	■	■	■	■	■	■	■	■	■	■	■
RADIATOR FAN THERMOSTATICALLY CONTROLLED	■	■	■	■	■	■	■	■	■	■	■	■	■	■	■	■
<b>STEERING:</b>																
RACK AND PINION	■	■	■	■	■	■	■	■	■	■	■	■	■	■	■	■
POWER ASSISTED					■						■	■				■
<b>SUSPENSION:</b>																
FULLY INDEPENDENT	■	■	■	■	■	■	■	■	■	■	■	■	■	■	■	■
FRONT MACPHERSON STRUTS WITH COIL SPRINGS AND REARWARD MOUNTED STABILISER BAR	■	■	■	■	■	■	■	■	■	■	■	■	■	■	■	■
REAR SEMI-TRAILING COIL SPRING SYSTEM	■	■	■	■	■	■	■	■	■	■	■	■	■	■	■	■
SPORTS SUSPENSION INCLUDING VARIABLE RATE REAR SPRINGS AND INCREASED DIAMETER FRONT STABILISER BAR					■						■		■			
GAS FILLED SHOCK ABSORBERS FRONT AND REAR													■			
SELF-LEVELLING REAR SUSPENSION																■

# SPECIFICATIONS

## SIERRA

---

### EXTERIOR

#### STANDARD EXTERIOR FEATURES

- **BUMPERS**, polycarbonate
- **FUEL** filler flap and high-security locking cap
- **HEATED REAR WINDOW**
- **LIGHTS:**  
Halogen headlights  
Hazard warning flashers  
Integral front driving lights  
Rear fog lights  
Reversing lights  
Side repeat flashers
- **LOCKS:**  
Anti-burst door locks  
Childproof rear door locks  
High security  
Integral door lock release in interior door latch handle  
Push-button release and handle on tailgate/bootlid
- **SPOILER** on front bumper
- **TOW HOOKS**, front and rear
- **WHEEL ARCH LINERS**, front and rear

	4-DOOR SAPPHIRES					5-DOOR SIERRAS					5-DOOR ESTATES						
	CLASSIC	L	LX	GL	GLS	GHIA	LASER	L	LX	GL	GLS	GHIA	XR4 X4	LASER	L	GL	GHIA
<b>BODYSIDE MOULDINGS:</b>																	
NARROW GREY WITH BRIGHT INSERT	■	■		■			■	■		■				■	■	■	
NARROW GREY WITH COBRA RED INSERT			■		■				■		■						
WIDE COLOUR-TONED WITH BRIGHT INSERT						■						■					■
SPECIAL WIDE BLACK													■				
MID GREY TREATMENT BELOW BODYSIDE MOULDING TO MATCH BUMPERS			■		■				■		■						
<b>BUMPERS:</b>																	
COLOUR-TONED WITH BRIGHT INSERT	■	■		■		■	■	■		■		■		■	■	■	■
GREY WITH COBRA RED INSERT			■		■				■		■						
BODY COLOUR WITH BLACK PADS												■					
<b>COACHLINES</b>										■		■					■
<b>RAPID DE-ICE WINDSCREEN</b>						■						■	■				■
<b>HORN:</b>																	
SINGLE TONE	■	■	■	■			■	■	■	■				■	■	■	■
DUAL TONE						■	■				■	■	■				■
<b>LIGHTS:</b>																	
FRONT FOG LIGHTS					■	■					■	■	■				■
<b>LOCKS:</b>																	
MOTORISED CENTRAL LOCKING WITH TORCH KEY		■	■	■	■	■		■	■	■	■	■	■		■	■	■
<b>MIRRORS:</b>																	
BLACK HOUSING	■	■	■	■			■	■	■	■				■	■	■	■
BODY-COLOUR HOUSING						■	■				■	■	■				■
REMOTE CONTROL	■	■	■				■	■	■					■	■		
ELECTRICALLY OPERATED AND HEATED					■	■	■			■	■	■	■			■	■
<b>ROOF:</b>																	
CONCEALED DRIP RAIL	■	■	■	■	■	■											
INTEGRAL ROOF RACK																	■
<b>SPOILERS:</b>																	
BLACK TAILGATE												■					
BODY-COLOUR TAILGATE													■				
<b>TINTED GLASS</b>		■	■	■	■	■		■	■	■	■	■	■		■	■	■
<b>TYRES:</b>																	
165 TR 13	■	■					■	■									
185/70 TR 13														■	■		
185/65 TR 14			■	■					■	■							■
195/65 TR 14 (2.0 EFI)						■						■					■
195/60 HR 14						■					■						
195/60 HR 14 2.9 EFI ONLY													■				■
<b>WHEELS:</b>																	
5½×13 STEEL	■	■					■	■						■	■		
5½×14 STEEL			■	■	■				■	■	■						■
5½×14 ALLOY, 2.0 EFI						■						■					■
5½×14 7-SPOKE ALLOY, 2.9 EFI													■				■
<b>WHEEL COVERS:</b>																	
TRI-COAT WHITE FULL WHEEL COVERS	■						■							■			
FULL WHEEL COVERS		■	■	■	■			■	■	■	■				■	■	

# SPECIFICATIONS

## SIERRA

### INTERIOR

	4-DOOR SAPPHIRES					5-DOOR SIERRAS					5-DOOR ESTATES						
	CLASSIC	L	LX	GL	GLS	GHIA	LASER	L	LX	GL	GLS	GHIA	XR4x4	LASER	L	GL	GHIA
<b>ASHTRAY:</b>																	
FRONT ILLUMINATED				■	■	■				■	■	■	■				■
<b>CARPET:</b>																	
NON-WOVEN VELOUR, COLOUR KEYED	■	■	■	■	■		■	■	■	■	■	■		■	■	■	
CUT PILE, COLOUR KEYED						■							■				■
<b>CLOCK:</b>																	
LCD SINGLE FUNCTION DIGITAL IN INSTRUMENT PANEL	■	■	■	■	■		■	■	■	■	■			■	■	■	
LCD THREE FUNCTION DIGITAL IN INSTRUMENT PANEL						■							■	■			■
<b>CONSOLE:</b>																	
TUNNEL MOUNTED LONG CENTRE CONSOLE	■	■	■				■	■	■					■	■		
TUNNEL MOUNTED TRAY, STOWAGE BOX WITH LID, CASSETTE STORAGE				■	■	■				■	■	■	■				■
<b>DOOR TRIM:</b>																	
BARCELONA FABRIC	■						■							■			
MADRID FABRIC		■						■							■		
HELIX FABRIC			■						■								
STROBE FABRIC				■	■					■	■						■
STARLINE FABRIC WITH ASTRAL INSERT						■						■	■				■
<b>HEADLINING:</b>																	
CLOTH COVERED NEUTRAL TONE	■	■	■	■	■		■	■	■	■	■			■	■	■	
SPECIAL SOFT CLOTH COVER						■						■	■				■
<b>HEATER/VENTILATION:</b>																	
REAR COMPARTMENT DUCTS						■						■	■				■
<b>IN-CAR ENTERTAINMENT:</b>																	
ELECTRONIC AM/FM MONO RADIO – MODEL 2001 WITH ANTI-THEFT CODING	■						■							■			
ELECTRONIC SELF-SEEK AM/FM STEREO RADIO/CASSETTE – MODEL 2005 WITH ANTI-THEFT CODING		■	■	■	■			■	■	■	■				■	■	
ELECTRONIC STEREO SOUND SYSTEM – MODEL 2007 WITH ANTI-THEFT CODING AND SEPARATE POWER AMPLIFIER						■						■	■				■
<b>INSTRUMENTS:</b>																	
TACHOMETER			■	■	■	■			■	■	■	■	■				■
RHEOSTAT. ILLUMINATED			■	■	■	■			■	■	■	■	■				■
AUXILIARY WARNING LIGHTS INCORPORATING LOW FUEL AND LOW WASHER FLUID WARNINGS						■						■	■				■
GRAPHIC INFORMATION MODULE INCORPORATING 5-WAY DOOR AJAR, LOW AIR TEMP., AND BULB OUTAGE MONITORS FOR SIDE LIGHTS, HEADLIGHTS & BRAKE LIGHTS						■						■	■				■
<b>INSTRUMENT PANEL:</b>																	
DEEP CENTRE STACK						■	■				■	■	■				■
DEEP CENTRE STACK WITH ADDITIONAL STOWAGE PROVISION	■	■	■	■			■	■	■	■				■	■	■	
TIPPING GLOVEBOX	■	■	■				■	■	■	■				■	■		
TIPPING GLOVEBOX WITH LIGHT				■	■	■				■	■	■	■				■

## STANDARD INTERIOR FEATURES

- **ASHTRAYS:**  
One mounted in instrument panel centre stack  
One in each rear door
- **CIGAR LIGHTER:**  
Illuminated front
- **CONTROLS:**  
Three steering column stalks controlling lights functions, wash/wipe functions and indicators
- **DOOR TRIM:**  
Moulded panel including soft-feel armrests and stowage bins, door pull and grabhandles
- **GRABHANDLES:**  
Front passenger side  
Two rear incorporating coat hooks
- **HEATER/VENTILATION:**  
Heater controls with illuminated bezel  
Three-speed illuminated heater blower switch  
Four face-level vents, air temperature, direction and flow controlled  
Dedicated side window demist
- **IN-CAR ENTERTAINMENT:**  
Four speakers  
Aerial incorporated in rear windscreen
- **INSTRUMENTS:**  
Speedometer, odometer, constant readout fuel gauge, water temperature gauge, trip recorder, warning lights for oil pressure, direction indicators, high beam, ignition, handbrake/brake failure
- **INSTRUMENT PANEL:**  
Black instrument binnacle  
Driver's side lower stowage  
Passenger's side upper stowage, not available with 2.0 EFI engine or ABS option  
Glovebox  
Tipping coin-box, lower driver's side

# SPECIFICATIONS

## SIERRA

### INTERIOR

**LIGHT:**  
Front courtesy light, header mounted operated by switches on front doors  
Load compartment lamp, tailgate/bootlid operated

**MIRRORS:**  
Dipping interior rear view, black  
Vanity mirror on passenger's sunvisor

**SEATS:**  
Fully reclining front  
Fully adjustable front head restraints  
Driver's seat height adjust

**SEAT BELTS:**  
Front inertia reel with seatframe mounted buckles and height adjustable mounts  
Rear outboard inertia reel and centre lap static

**SUNVISORS, TWO SWIVELLING**

**SWITCHES:**  
Illuminated instrument panel mounted auxiliary micro switches

**WIPERS:**  
Two-speed intermittent  
Electric wash

	4-DOOR SAPPHIRES					5-DOOR SIERRAS					5-DOOR ESTATES						
	CLASSIC	L	LX	GL	GLS	GHIA	LASER	L	LX	GL	GLS	GHIA	XR4x4	LASER	L	GL	GHIA
<b>LIGHTS:</b>																	
4-DOOR OPERATED COURTESY LIGHTS																	
REAR COURTESY LIGHT																	
COURTESY LIGHT DELAY																	
ADJUSTABLE MAP READING LAMPS IN OVERHEAD CONSOLE																	
<b>LUGGAGE COMPARTMENT:</b>																	
DARK GREY CARPET																	
COLOUR-KEYED NON-WOVEN CARPET																	
SEATBACK CARPET																	
LOAD COMPARTMENT TIE-DOWN EYES																	
CARPET COVERED TILTING REAR PARCEL TRAY																	
CARPET COVERED, FIXED REAR PARCEL TRAY																	
<b>SEATS:</b> For fabric trim see Colour & Trim on pages 88/112																	
FRONT SEAT VALANCES																	
FRONT SEATBACK MAP POCKETS																	
FRONT SEATS PNEUMATIC LUMBAR ADJUST																	
FRONT SEATS MECHANICAL LUMBAR ADJUST																	
FRONT SPORTS SEATS																	
REAR SEAT WITH TIPPING CUSHION																	
60:40 SPLIT REAR SEATBACK																	
REAR SEATBACK SIDE BOLSTERS																	
REAR SEAT CENTRE ARMREST																	
REAR HEAD RESTRAINTS, INTEGRAL FIXED																	
REAR HEAD RESTRAINTS, ADJUSTABLE																	
<b>STEERING WHEEL:</b>																	
BLACK, TWO-SPOKE SOFT-FEEL RIM AND SOFT-FEEL CENTRE WITH DISCRETE HORN PUSH BUTTON, NOT 2.9 EFI																	
SPORTS STEERING WHEEL WITH CENTRE HORN PUSH BUTTON																	
<b>SUNROOF TILTING/SLIDING GLASS WITH LOUVRED BLIND</b>																	
<b>SWITCHES:</b>																	
ILLUMINATED VARIABLE INTERVAL INTERMITTENT WIPE SWITCH																	
ILLUMINATED FRONT FOG LAMP SWITCH																	
<b>TWO TAILGATE GAS STRUTS</b>																	
<b>WINDOWS:</b>																	
ELECTRICALLY OPERATED FRONT																	
ELECTRICALLY OPERATED REAR																	
<b>WIPERS:</b>																	
VARIABLE INTERVAL INTERMITTENT																	
HEADLIGHT WASH/WIPE																	
TAILGATE WASH/WIPE																	

# SPECIFICATIONS

## SIERRA

### OPTIONS

	PRICE PER OPTION	4-DOOR SAPPHIRES					5-DOOR SIERRAS					5-DOOR ESTATES						
		CLASSIC	L	LX	GL	GLS	GHIA	LASER	L	LX	GL	GLS	GHIA	XR4x4	LASER	L	GL	GHIA
AIR CONDITIONING	£850						■						■	■				■
ANTI-LOCK BRAKES (ONLY WITH POWER STEERING ON 2.3 DIESEL) <sup>⊖</sup>	£995	■	■	■	■	■	■	■	■	■	■	■	■	■	■	■	■	■
BUSINESS PACK†	£420															■		
GEARBOX, AUTOMATIC 4-SPEED ON 1.8 CVH	£650		■	■	■				■	■	■					■	■	
GEARBOX, AUTOMATIC 4-SPEED ON 2.0 EFI	£650						■						■					■
HEADLAMP WASH/WIPE	£160				■					■								■
ELECTRONIC STEREO SOUND SYSTEM – MODEL 2007 WITH ANTI-THEFT CODING AND SEPARATE POWER AMPLIFIER	£185				■	■					■	■						■
RAPID DE-ICE WINDSCREEN 2.0 AND 2.0 EFI ONLY	£125				■	■					■	■						■
PAINT, BLACK	£130		■	■	■	■	■		■	■	■	■	■	■		■	■	■
PAINT, BLACK NO CHARGE		■						■								■		
PAINT, METALLIC	£175		■	■	■	■	■		■	■	■	■	■	■		■	■	■
PAINT, METALLIC NO CHARGE		■						■								■		
POWER ASSISTED STEERING ON 2.0 EFI	£580					■						■						
POWER ASSISTED STEERING ON 2.3 DIESEL	£265		■		■				■		■						■	■
SELF-LEVELLING REAR SUSPENSION	£315															■	■	
WHEELS, ALLOY	£265					■						■						

<sup>⊖</sup> When ANTI-LOCK BRAKES are ordered on Sierra or Sapphire 'L' models, 14" wheels with 185x14 tyres will be fitted.

† Business Pack, L estate only, consists of 1.8 CVH engine, ventilated front discs, uprated front suspension, 195 tyres and special wheel covers, 1725 kg permissible gross vehicle weight (approx. 580 kg carrying capacity) and 1160 kg permissible rear axle load.

FACTORY FITTED OPTIONS. Maximum option retail prices include Car Tax and VAT (see back cover for details of Car Tax, VAT and delivery charges).

#### EXTRA COVER AND EXTRA COVER PLUS PLANS

OPTIONAL WARRANTY FOR 24* MONTHS/18,000 MILES EXTRA COVER – £127 ALL MODELS	EXTRA COVER PLUS – £220 ALL MODELS
OPTIONAL WARRANTY FOR 24* MONTHS/24,000 MILES EXTRA COVER – £140 ALL MODELS	EXTRA COVER PLUS – £233 ALL MODELS
OPTIONAL WARRANTY FOR 24* MONTHS/UNLIMITED MILEAGE EXTRA COVER – £190 ALL MODELS	EXTRA COVER PLUS – £283 ALL MODELS
OPTIONAL WARRANTY FOR 36* MONTHS/24,000 MILES EXTRA COVER – £215 ALL MODELS	EXTRA COVER PLUS – £352 ALL MODELS
OPTIONAL WARRANTY FOR 36* MONTHS/36,000 MILES EXTRA COVER – £260 ALL MODELS	EXTRA COVER PLUS – £397 ALL MODELS
OPTIONAL WARRANTY FOR 36* MONTHS/60,000 MILES EXTRA COVER – £374 ALL MODELS	EXTRA COVER PLUS – £511 ALL MODELS

\* From date of Assurance commencement. See your local Ford Dealer for details.

# SPECIFICATIONS

## SIERRA

### COLOUR & TRIM

#### ▽ CAR BODY COLOURS

##### SOLID COLOURS


	LASER BARCELONA	L MADRID	LX MONACO	GL STROBE	GLS STROBE	GHIA ASTRAL	XR4x4 ASTRAL
 DIAMOND WHITE	S	S	B	S	S	S	S
 RADIANT RED	S	S	B	S	S	S	S
 GALAXY BLUE	S	SB	B	SB	SB	SB	
 MARITIME BLUE	S	SB	B	SB			
 BURGUNDY RED	S	S	B	S	S	S	
 IVORY WHITE	S	M		M	M	M <sup>⊕</sup>	
 BLACK (EXTRA COST)	S*	S	B	S	S	S	S

##### METALLIC COLOURS (EXTRA COST)


 STRATO SILVER	S*	SB	B	SB	SB	SB	
 MERCURY GREY	S*	SB	B	SB	SB	SB	
 TASMAN BLUE	S*	SB	B	SB	SB	SB	S
 AQUA JADE	S*	S		S	S	S	
 MAGENTA	S*	S	B	S	S	S	
 OLYMPIC GOLD	S*	M		M	M	M	
 FLINT GREY							S

#### ◁ MODELS/MAIN SEAT FABRIC


BARCELONA	MONACO
SHADOW	BLUESTONE




MADRID		
SHADOW	BLUESTONE	MACE



STROBE		
SHADOW	BLUESTONE	MACE



ASTRAL		
SHADOW	BLUESTONE	MACE



S - SHADOW B - BLUESTONE M - MACE

⊕ IVORY WHITE NOT AVAILABLE ON GHIA IN CONJUNCTION WITH AIR CONDITIONING OR ON ANY ESTATE MODELS

\* Black and metallic body colours are available at no extra cost on Laser.

NOTE: Colours and trims reproduced in this chart may vary from the actual colours due to limitations of printing processes used.



THE · BENCHMARK

# GRANADA



FLEET 1989  
NEWS 1989  
*awards*

**BEST EXECUTIVE  
CAR**

LX · GL · GHIA · GHIA X · GHIA X 4x4

# GRANADA

## TECHNICAL

For full  
specification  
details see  
pages  
132-137

*The award-winning Granada sets the standards other cars are judged by, with its outstanding combination of advanced technology and time-honoured luxury. As a family tourer or an executive car, the Granada satisfies today's demanding requirements for luxury and performance.*



▲▼ The Granada and Scorpio are versatile hatchbacks with a 15.5 cu. ft boot. Load capacity is increased to 47.7 cu. ft by lowering the rear seatback and removing the rear package tray. Load capacities are measured by the VDA method. The seatback's 60:40 split caters for extra luggage and one or two passengers.






■ Granada's fully independent suspension system is tuned to provide excellent handling combined with an extremely comfortable ride. At the front, there's a highly developed version of the well-proven MacPherson strut system (A), with linear-rate coil springs (B) and low scrub radius steering geometry for excellent directional stability. The anti-roll bar is rearward-mounted to provide improved anti-dive characteristics under heavy braking. The independent rear suspension layout includes a tubular sub-frame (C), which is rubber-mounted (D) to insulate the car's interior from noise and vibration. Progressive-rate coil springs (E) and equally efficient shock absorbers (F) combine a superb ride

with excellent roadholding. Self-levelling rear suspension is available on certain models. Pneumatic springs are automatically pressurised as payload is added.

► Features typical of Ford's Granada and Scorpio models include an award-winning anti-lock braking system (G). It helps you to maintain steering control in situations where heavy braking without ABS would almost certainly cause a skid.

■ The petrol engines fitted in Granada models can run on unleaded fuel, without adjustment.



■ Granada security is hard to beat – especially by car thieves. The high-security locks are difficult to pick or to copy. Your new Granada and Scorpio's registration number will be etched on all exterior glass surfaces, if supplied by a participating Ford Dealer. The front and rear screens, side windows and light lenses will be etched, as part of Ford's commitment to security.

## THE · BENCHMARK

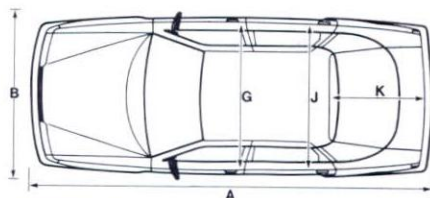
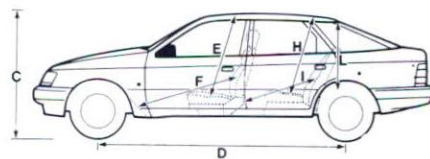


■ Granada and Scorpio share rack-and-pinion steering with variable-rate power assistance. The system adjusts its ratio as steering lock is applied. Very little effort is needed when parking, for instance. At the other end of the scale, there's a firm feeling when running straight at speed.

◀ You can 'tune' your driving position to perfection by altering the steering wheel's rake and reach.

■ All new Granadas and Scorpions have a comprehensive 20-stage paint and protection treatment, endorsed by Ford's six-year anti-corrosion assurance.

■ The sophisticated line-up of Granada power units has been enhanced by Ford's new 2.0-litre Double Overhead Cam (DOHC) engine, available in both carburettor and fuel injection form and matched to the new advanced MT75 five-speed manual transmission. The result is a driveline every bit as smooth as it is powerful.



### DIMENSIONS

EXTERIOR DIMENSIONS (INCHES)	GRANADA	SCORPIO
A OVERALL LENGTH	183.8	183.8
B OVERALL WIDTH	77.3	77.3
C UNLADEN HEIGHT	54.8†	54.8†
D WHEELBASE	108.7	108.7

### INTERIOR DIMENSIONS (INCHES)

E FRONT EFFECTIVE HEADROOM	38.0	38.0
F MAX EFFECTIVE LEG ROOM	42.1	42.1
G SHOULDER ROOM	56.4	56.4
H REAR EFFECTIVE HEADROOM	37.6	37.6
I MIN EFFECTIVE LEG ROOM	41.7	41.7
J SHOULDER ROOM	56.4	56.4


### STOWABLE LUGGAGE (CUBIC FEET)‡

K 5 SEAT MODE	15.5	15.5
L 2 SEAT MODE (laden to roof)	47.7	47.7

‡ Measured using the VDA Method.

† (55.5 on 4x4).

Dimensions may vary dependent on levels of equipment fitted. In the event of any query, please consult a Ford Dealer.



This illustration is intended to show technical features only and does not necessarily represent the latest product specifications.



---

---

# GRANADA

LX · TAXI

---

---



*Exceptionally high standards of equipment and specification place the Granada LX and Taxi in a class-leading position*




**T**his new designation Granada offers the choice between Ford's new Double Overhead Cam petrol engines and the 2.5-litre Turbo Diesel. Either way, it means luxurious motoring. The Granada Taxi is not shown on these pages. For details of the Taxi and its Taxi Pack see pages 132-137.

For full specification details see pages 132-137.

NOTE: Gearlever knob (2) may be different from that shown.

Standard features include:

- Electronically controlled anti-lock braking system.
  - Choice of Ford's new 2.0 DOHC and new 2.0 DOHC EFI (6) or 2.5-litre turbo diesel (5) engines.
  - Anti-theft alarm.
  - Body colour-toned bumpers and wide bodyside mouldings with bright insert (1).
  - Central locking with torch key.
  - Tinted glass and tilt-or-slide glass sunroof with louvred blind.
  - Passenger side vanity mirror and rear courtesy light (4).
  - 60:40 split rear seat back.
  - Electronic Self-Seek AM/FM Stereo Radio/Cassette – Model 2005 with anti-theft coding (3), four speakers and radio aerial incorporated in rear window's heating element.
- Key optional features, available at extra cost include metallic paint (1).



MODEL	ENGINE	INS. GROUP††	PRICE £
TAXI	2.5tD	6	13360
LX	2.0 DOHC	T.B.A.	12700
LX	2.0 DOHC EFI	T.B.A.	13265
LX	2.5tD	6	14625

†† As recommended by the Association of British Insurers.

---


# GRANADA

GL

---



*A superb blend of refinement and power, with a lavish interior to match the elegant exterior*



The new 2.0 Double Overhead Cam (DOHC) fuel injected petrol engine offered in the Granada GL adds further refinement and smoothness to this luxurious model.

For full specification details see pages 132-137.

Standard features include:

- Choice of Ford's new 2.0-litre EFI DOHC (7) petrol engine or 2.5-litre turbo diesel.
  - Electronically controlled anti-lock braking system.
  - Anti-theft alarm.
  - Central locking with torch key.
  - Driver's seat height adjustment (6), height adjustable rear seat headrests (5) and rear central armrest (2).
  - Tinted glass and tilt-or-slide screened glass sunroof with louvred blind (4).
  - Carpeted lower rear doors.
  - Power operated front windows.
  - Rear courtesy light.
  - Electronic Self-Seek AM/FM Stereo Radio/Cassette – Model 2005 with anti-theft coding (3), four speakers and radio aerial in rear window's heating element.
- Key optional features, available at extra cost, include rapid de-ice windscreen and metallic paint (1).



MODEL	ENGINE	INS. GROUP††	PRICE £
GL	2.0 DOHC EFI	T.B.A.	13700
GL	2.5tD	6	15060

†† As recommended by the Association of British Insurers.

---

---

# GRANADA

GHIA


---

---





*Granada plus Ghia... a formidable sum of luxury ingredients that adds up to outstanding comfort*



Seldom has a car more deserved to wear the Ghia crest than the Granada Ghia. Higher levels of interior and exterior specifications put the Ghia at the top of its class for style and equipment.

For full specification details see pages 132-137.

Standard features include:

- Choice of Ford's new 2.0 DOHC EFI (9), 2.9-litre EFI V6 engines and now, the 2.5 turbo diesel.
  - Five-speed gearbox standard on 2.0 DOHC EFI and the 2.5 turbo diesel. Automatic transmission (1) on 2.9 engine.
  - Ford's acclaimed electronic anti-lock braking system.
  - Rapid de-ice windscreen (petrol models only) (6) and headlight wash (2).
  - Anti-theft alarm.
  - Bodyside coachlines (2).
  - Electric front and rear windows and electrically operated and heated door mirrors (7).
  - Tilt-or-slide screened glass sunroof with louvred blind (3).
  - Multi-function digital clock (5).
  - Distinctive wood veneer instrument panel appliqué (8).
  - Graphic information module (4).
  - Electronic Stereo Sound System – Model 2007 with anti-theft coding, four speakers and separate power amplifier (8).
- Key optional features, available at extra cost, include air conditioning and metallic paint (2).



†† As recommended by the Association of British Insurers.

MODEL	ENGINE	INS. GROUP††	PRICE £
GHIA	2.0 DOHC EFI	T.B.A.	15110
GHIA	2.9EFI	6	17740
GHIA	2.5tD	T.B.A.	16470



Maximum vehicle retail prices include Car Tax and VAT (see back cover for details of Car Tax, VAT and delivery charges).

---

# GRANADA

---

GHIA X · GHIA X 4 × 4




*Granada Ghia luxury PLUS potent performance . . . and advanced 4x4 technology for the asking*



The application of advanced technology has taken the Granada Ghia X to new thresholds of car design and user satisfaction. And with the availability of advanced technology 4x4 transmission, the performance package is complete.

Standard features include:

- Choice of Ford's new 2.0 DOHC EFi ⑦ and 2.9-litre EFi V6.
- Automatic transmission standard with Ghia X's ⑥ 2.9-litre engine. Smooth changing and precise five-speed gearbox standard on Ghia X 4x4 ⑤.
- Ford's electronically controlled anti-lock braking system.
- Anti-theft alarm.
- Bodyside coachlines ⑤ ⑥.
- Powerful headlight washers ⑥.
- Rapid de-ice windscreen and heated rear window operated by micro-switches ③.
- Automatic cruise control ②.
- Multi-function fuel computer ④.
- Heated front seats.
- Electrically operated front and rear windows and electrically operated and heated door mirrors.
- New Electronic Stereo Sound System – Model 2007 with anti-theft coding, four speakers and separate 5-band graphic equaliser ①.



MODEL	ENGINE	INS. GROUP††	PRICE £
GHIA X	2.0 DOHC EFi	T.B.A.	16440
GHIA X	2.9EFi	6	19070
GHIA X 4x4	2.9EFi	7	21770

Maximum vehicle retail prices include Car Tax and VAT (see back cover for details of Car Tax, VAT and delivery charges).

For full specification details see pages 132-137.

†† As recommended by the Association of British Insurers.

R - RAVEN  
 B - BLUESTONE  
 M - MACE





# SPECIFICATIONS

## GRANADA

### COLOUR & TRIM

▽ CAR BODY COLOURS

SOLID COLOURS

	TAXI NEWPORT	LX NEWPORT	GL FOCUS	GHIA ASTRAL	GHIA X ASTRAL
 DIAMOND WHITE	R	R	R	R	R
 GALAXY BLUE	R	R	RB	RB	RB
 BURGUNDY RED	R	R	R	R	R
 BLACK (EXTRA COST)	R	R	RM	RM	RM

METALLIC COLOURS (EXTRA COST)

 STRATO SILVER	R	R	RB	RB	RB
 MERCURY GREY	R	R	RB	RB	RB
 TASMAN BLUE	R	R	RB	RB	RB
 AQUA JADE			R	R	R
 MAGENTA	R	R	R	R	R
 FLINT GREY	R	R	R	R	R
 OLYMPIC GOLD			M	M	M
 ANTIQUE BRONZE			M	M	M
 SABLE			M	M	M
 SATIN GOLD			MR	MR	MR

◁ MODELS/MAIN SEAT FABRIC


NEWPORT

RAVEN




FOCUS

RAVEN    BLUESTONE    MACE



ASTRAL

RAVEN    BLUESTONE    MACE



R - RAVEN    B - BLUESTONE    M - MACE

NOTE: Colours and trims reproduced in this chart may vary from the actual colours due to limitations of printing processes used.

BUILT · AND · EQUIPPED · WITHOUT · COMPROMISE

# SCORPIO



LEATHER TRIM · FABRIC TRIM · 4×4

---

---


# SCORPIO

## LEATHER TRIM · FABRIC TRIM

---



▲ High-pressure jets activated by the same control as the windscreen washers clean the Scorpio's powerful headlights



▲ Convenient marker lights on all four doors illuminate the kerb or road.




▲ Front and rear reading lights are incorporated in neat aircraft-type overhead consoles.



◀ The lavishly equipped Scorpio's screened glass sunroof tilts or slides at the touch of a button.

▶ Trimmed with luxurious leather or plush Halley fabric, Scorpio's seats are shaped and sprung to provide a superlative level of comfort. Both front and rear seats feature power adjustment at the touch of a button.




---

BUILT · AND · EQUIPPED  
WITHOUT · COMPROMISE



**U**ncompromising standards of elegance and luxury typify the Scorpio. Here's a range of lavishly equipped cars which embody advanced engineering and instrumentation, providing business or family motoring at the highest level. The availability of a new 2.0 DOHC EFi engine, luxurious leather trim, and 4x4 configuration, place the Scorpio firmly in a class of its own.

■ The refined lines of the Scorpio are enhanced by distinctive front and rear bumpers and bodyside cladding with bright inserts. The 2.9-litre V6 engine supplies both strong acceleration and effortless cruising. Fully independent suspension gives the Scorpio superb roadholding and handling, in addition to the ultra-smooth ride, Ford's electronically controlled anti-lock braking system, managed by self-checking computers, helps Scorpio drivers maintain control in emergency conditions. Alloy wheels, metallic paint and coachlines add to the elegance of this prestigious car.



**New 2.0 DOHC EFi power unit for Scorpio.**

With its excellent driveability characteristics, thanks to improved mid-range torque and overall power increase, the new 2.0 DOHC EFi is smooth and delightful to drive. Factory set to run on unleaded or leaded fuel without further adjustment you will not find it lacking in power and refinement.



---

# SCORPIO

LEATHER TRIM · FABRIC TRIM





*A modern luxury car embodying unashamed comfort for top-level motoring*



The sumptuous luxury of the Scorpio's interior finish is emphasised by

the choice between hand-crafted leather ① or plush Halley fabric ②, for this spacious five seater. Rear seat comfort is enhanced by the integral and fully adjustable headrests ⑤, and thick central armrest ⑥. Handy aircraft-style seat pockets ⑦ are thoughtfully provided, and separate lighting is also on hand for rear seat passengers.

Now with the 2.0 DOHC EFI engine a Scorpio is available at below the £19250 tax break. This is an important benefit for company car drivers who wish to reduce their taxation levels, but do not want to compromise their comfort and equipment levels.

Standard features include:

- A choice of Ford's new 2.0 DOHC EFI or 2.9 EFI V6 engine with automatic transmission.
- Anti-lock braking system.
- 15" alloy wheels.
- Electrically operated tilt-or-slide glass sunroof with louvred blind.
- Electric rear seat rake adjustment.
- Automatic cruise control, operated by convenient buttons on the steering wheel ⑧.
- Computer ⑧ that monitors instantaneous and average fuel consumption, fuel used and range.
- Air conditioning ③.
- Rapid de-ice windscreen ⑧.
- New Premium Sound System – Model 2008 with anti-theft coding, eight speakers and a 7-band graphic equaliser ④.

For full specification details see pages 132-137.

MODEL	ENGINE	INS. GROUP††	PRICE £
SCORPIO CLOTH	2.0 DOHC EFI	?	19245
SCORPIO LEATHER	2.0 DOHC EFI	?	19745
SCORPIO CLOTH	2.9EFI	7	21760
SCORPIO LEATHER	2.9EFI	7	22260

Maximum vehicle retail prices include Car Tax and VAT (see back cover for details of Car Tax, VAT and delivery charges).

†† As recommended by the Association of British Insurers.

---

# SCORPIO

---

4 × 4



*Outstanding traction in all conditions,  
extra grip and sheer road power emanate  
from the advanced technology 4×4  
configuration*

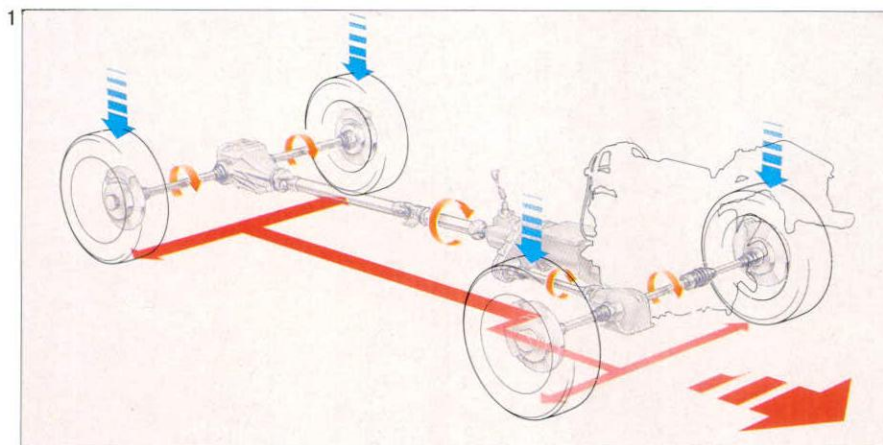


**Y**ou will travel in confidence and style, with Ford's advanced 4×4 transmission in the luxurious Scorpio. This driveline adds a new dimension to driver satisfaction in all conditions, and ensures that every ounce of the Scorpio engine's might is delivered where it matters.

For full specification details see pages 132-137.

Standard features include:

- Advanced permanently engaged four-wheel-drive system with limited slip differentials and viscous couplings gives superb roadholding, handling and traction ①.
- Ford's acclaimed electronically controlled anti-lock braking system.
- 2.9 EFi V6 engine with manual five-speed gearbox.
- Distinctive seven-spoke alloy wheels with 205/60 VR×15 tyres.
- Choice of luxurious Halley fabric or leather trim.
- Electrically operated tilt-or-slide glass sunroof with louvred blind.
- Electrically heated and operated front seats with pneumatic lumbar adjustment.
- Rapid de-ice windscreen.
- Attractive black or metallic paint available at no extra cost.
- Cruise control.
- Anti-theft alarm.
- Air conditioning system.
- New Premium Sound System – Model 2008 with anti-theft coding, eight speakers and 7-band graphic equaliser.



MODEL	ENGINE	INS. GROUP††	PRICE £
SCORPIO 4×4 CLOTH	2.9EFi	7	24180
SCORPIO 4×4 LEATHER	2.9EFi	7	24680

Maximum vehicle retail prices include Car Tax and VAT (see back cover for details of Car Tax, VAT and delivery charges).

†† As recommended by the Association of British Insurers.

# SPECIFICATIONS GRANADA & SCORPIO TECHNICAL

## 2.0 DOHC [E]

1998 CC ■ CYLINDERS - 4 IN-LINE ■ COMPRESSION RATIO 10.3:1 ■ SEQUENTIAL TWIN VENTURI CARBURETTOR ■ AUTOMATIC CHOKE ■ ELECTRONIC BREAKERLESS IGNITION ■ MAX. POWER DIN 80 KW (109 PS) AT 5600 RPM ■ MAX. TORQUE DIN 174 NM (17.7 MKP) AT 3000 RPM ■ MAX. CONTINUOUS REVS. 6050

## 2.0 DOHC EFI [E]

1998 CC ■ CYLINDERS - 4 IN-LINE ■ COMPRESSION RATIO 10.3:1 ■ FUEL INJECTION WITH EEC IV ENGINE MANAGEMENT SYSTEM ■ AUTOMATIC CHOKE ■ ELECTRONIC BREAKERLESS IGNITION ■ MAX. POWER DIN 92 KW (125 PS) AT 5500 RPM ■ MAX. TORQUE DIN 174 NM (17.7 MKP) AT 2500 RPM ■ MAX. CONTINUOUS REVS. 5950

## 2.9 EFI [E]

2933 CC ■ CYLINDERS - V6 ■ COMPRESSION RATIO 9.5:1 ■ FUEL INJECTION WITH EEC IV ENGINE MANAGEMENT SYSTEM ■ AUTOMATIC CHOKE ■ ELECTRONIC BREAKERLESS IGNITION ■ MAX. POWER DIN 110 KW (150 PS) AT 5700 RPM ■ MAX. TORQUE DIN 233 NM (23.8 MKP) AT 3000 RPM ■ MAX. CONTINUOUS REVS. 5900

## 2.5 TURBO DIESEL

2498 CC ■ CYLINDERS - 4 IN-LINE ■ COMPRESSION RATIO 21:1 ■ INDIRECT MECHANICAL FUEL INJECTION ■ GLOW-PLUG PRE-WARM ■ COMPRESSION IGNITION ■ MAX. POWER DIN 68 KW (95 PS) AT 4150 RPM ■ MAX. TORQUE DIN 201 NM (20.5 MKP) AT 2250 RPM ■ MAX. CONTINUOUS REVS. 4800

Key:

[E] Able to run on either leaded or unleaded petrol without adjustment.

[R] Requires ignition timing adjustment by Ford Dealer to run on unleaded petrol.

## 5-DOOR GRANADAS/ SCORPIOS

	FUEL CONSUMPTION IN MPG (L/100km)†			PERFORMANCE (FORD TEST FIGS.)		
	CONSTANT 56 MPH (90 km/h)	CONSTANT 75 MPH (120 km/h)	SIMULATED URBAN DRIVING	MAX. SPEED MPH	0-60 MPH (SECS)	30-50 MPH* (SECS)
2.0 DOHC 5-SPEED	51.4 (5.5)	39.2 (7.2)	28.5 (9.9)	115	10.9	8.9
2.0 DOHC 4-SPEED AUTO.	44.8 (6.3)	34.9 (8.1)	28.0 (10.1)	112	12.7	N/A
2.0 DOHC EFI 5-SPEED	45.6 (6.2)	39.2 (7.2)	28.8 (9.8)	121	10.1	8.4
2.0 DOHC EFI 4-SPEED AUTO.	46.3 (6.1)	37.2 (7.6)	26.6 (10.6)	119	11.8	N/A
2.9 EFI 5-SPEED	39.8 (7.1)	31.7 (8.9)	19.9 (14.2)	129	8.5	7.3
2.9 EFI 5-SPEED, 4-WHEEL DRIVE	37.7 (7.5)	28.0 (10.1)	19.1 (14.8)	126	8.9	7.8
2.9 EFI 4-SPEED AUTO.	40.4 (7.0)	32.1 (8.8)	19.5 (14.5)	127	10.3	N/A
2.5 TURBO DIESEL 5-SPEED	47.1 (6.0)	34.0 (8.3)	30.7 (9.2)	108	13.1	8.9

† All figures in mpg (l/100km) are from officially approved tests under the passenger Car Fuel Consumption Order 1983.

The fuel consumption test figures shown in the chart do not express or imply any guarantee of the fuel consumption of a car of the class in question. See back cover.

\* In 4th gear.

## 5-DOOR GRANADAS/ SCORPIOS

	KERBWEIGHTS (kg)‡					GROSS VEHICLE WEIGHT (kg)	MAX. TOWING LIMIT (kg)**	MAX. ROOF RACK LOAD (kg)
	TAXI	LX	GL	GHIA	GHIA X			
2.0 DOHC 5-SPEED		1235				1750	1750	75
2.0 DOHC 4-SPEED AUTO.		1246				1750	1750	75
2.0 DOHC EFI 5-SPEED		1245	1255	1265	1280	1800	1750	75
2.0 DOHC EFI 4-SPEED AUTO.		1256	1266	1276	1291	1800	1750	75
2.9 EFI 5-SPEED				1315	1330	1850	1850	75
2.9 EFI 5-SPEED, 4-WHEEL DRIVE					1392	1425	1900	75
2.9 EFI 4-SPEED AUTO.				1322	1337	1362	1850	75
2.5 TURBO DIESEL 5-SPEED	1325	1325	1325	1335		1875	1675	75

\*\* Max. trailer nose weight 75 kg all models.

TOWING LIMITS quoted in this catalogue represent the recommended maximum towing ability of the vehicle with 2 occupants (150 lb each) to restart on a 12 per cent gradient (1 in 8.3 approx.) at sea level. This means that where additional payload is carried (additional occupants, luggage, etc.), then this additional weight should be deducted from the recommended towing limit. The performance and economy of all models will be reduced when used for towing.

‡ Represents the lightest kerbweight assuming full fluid and fuel levels, subject to manufacturing tolerances and options, etc., fitted.

# GRANADA & SCORPIO

## EXTERIOR

	3-DOOR GRANADAS & SCORPIOS GRANADA TAXI	GRANADA LX	GRANADA GL	GRANADA GHIA	GRANADA GHIA X	SCORPIO
<b>2.0 DOHC</b> 5-SPEED GEARBOX		■				
<b>2.0 DOHC EFI</b> 5-SPEED GEARBOX		■	■	■	■	■
<b>2.9 EFI</b> 4-SPEED AUTO.				■	■	■
<b>2.9 EFI</b> 5-SPEED GEARBOX, 4-WHEEL DRIVE					■	■
<b>2.5 TURBO DIESEL</b> 5-SPEED GEARBOX	■	■	■	■		
<b>BATTERY, MAINTENANCE FREE</b>	■	■	■	■	■	■
<b>BRAKES:</b>						
ELECTRONICALLY-CONTROLLED ABS ANTI-LOCK SYSTEM WITH TWO MICROPROCESSORS; ONE HYDRAULIC CIRCUIT FOR EACH FRONT WHEEL, SINGLE CIRCUIT FOR REAR WHEELS	■	■	■	■	■	■
REAR FULLY POWERED AND FRONT POWER ASSISTED UNDER NORMAL BRAKING	■	■	■	■	■	■
VENTILATED 10.2 INCH FRONT DISCS, SOLID 9.9 INCH DISCS AT REAR; SELF-ADJUSTING	■	■	■	■	■	■
<b>FUEL TANK – 70 LITRES</b>	■	■	■	■	■	■
<b>LIMITED SLIP DIFFERENTIAL ON 4x4</b>					■	■
<b>RADIATOR FAN THERMOSTATICALLY CONTROLLED</b>	■	■	■	■	■	■
<b>STEERING:</b>						
RACK AND PINION	■	■	■	■	■	■
VARIABLE RATE POWER ASSISTANCE	■	■	■	■	■	■
<b>SUSPENSION:</b>						
FULLY INDEPENDENT	■	■	■	■	■	■
FRONT MACPHERSON STRUTS WITH LINEAR RATE COIL SPRINGS, DAMPERS AND REARWARD-MOUNTED ANTI-ROLL BAR; LOW FRICTION SEALS FOR WHEEL BEARINGS	■	■	■	■	■	■
REAR SEMI-TRAILING ARMS WITH PROGRESSIVE RATE COIL SPRINGS, DAMPERS AND ANTI-ROLL BAR; SUSPENSION ARM MOUNTINGS ON TUBULAR SUBFRAME ATTACHED TO BODY VIA THREE RUBBER INSULATORS	■	■	■	■	■	■

# SPECIFICATIONS

## GRANADA & SCORPIO

### EXTERIOR

#### STANDARD EXTERIOR FEATURES

- **BUMPERS**, polycarbonate with protective moulded pad
- **FUEL** filler flap with high-security lock
- **HEATED REAR WINDOW**
- **HORN, DUAL TONE**
- **LIGHTS:**  
Halogen flush fitting headlights  
Hazard warning flashers  
Integral front driving lights  
Rear fog lights  
Reversing lights  
Side repeat flashers
- **LOCKS:**  
Anti-burst door locks  
Childproof rear door locks  
High security  
Integral door lock release in interior door latch handle  
Push-button release and handle on tailgate
- **SPOILER** with black air dam on front bumper
- **TOW HOOKS**, front and rear
- **WHEEL ARCH LINERS**, front and rear
- **WIPERS:**  
Two-speed intermittent  
Electric wash

	5-DOOR GRANADAS & SCORPIOS	GRANADA TAXI	GRANADA LX	GRANADA GL	GRANADA GHIA	GRANADA GHIA X	SCORPIO
<b>ANTI-THEFT ALARM</b>	■	■	■	■	■	■	■
<b>BODYSIDE CLADDING, COLOUR-TONED WITH BRIGHT INSERT</b>							■
<b>BODY-TONED PROTECTIVE PAINT BELOW BODYSIDE CLADDING</b>							■
<b>BODYSIDE MOULDINGS:</b>							
BODY-TONED WITH BRIGHT INSERT	■	■	■	■	■	■	
<b>BUMPERS:</b>							
BODY-TONED WITH BRIGHT INSERT	■	■	■	■	■	■	
COLOUR-TONED WITH BRIGHT INSERT							■
<b>COACHLINES</b>					■	■	■
<b>RAPID DE-ICE WINDSCREEN (PETROL MODELS ONLY)</b>					■	■	■
<b>LIGHTS:</b>							
INTEGRAL FRONT FOG LIGHTS					■	■	■
INTEGRAL FRONT FOG LIGHTS ON 2.5 DIESEL TURBO	■	■	■	■	■	■	
<b>LOCKS:</b>							
MOTORISED CENTRAL LOCKING OPERATING FROM EITHER FRONT DOOR, INCLUDING TORCH KEY	■	■	■	■	■	■	■
<b>MIRRORS:</b>							
REMOTE CONTROL	■	■	■	■			
ELECTRICALLY OPERATED AND HEATED					■	■	■
<b>TAXI FEATURE: WIRING AND FIXING POINTS FOR ROOF MOUNTED SIGN</b>	■						
<b>TINTED GLASS</b>	■	■	■	■	■	■	■
<b>TYRES:</b>							
185/70×14	■	■	■	■	■	■	■
195/65 HR×15 (NOT 4×4)						■	■
205/60 VR×15 ON 2.9 EFI WITH 4-WHEEL DRIVE						■	■
<b>WHEELS:</b>							
6×14 STEEL	■	■	■	■	■	■	■
6×15 STEEL, NOT ON 2.9 EFI WITH 4-WHEEL DRIVE						■	
6×15 ALLOY ON 2.9 EFI WITH AUTOMATIC TRANSMISSION							■
6×15 SEVEN-SPOKE ALLOY ON 2.9 EFI WITH 4-WHEEL DRIVE						■	■
<b>WHEEL COVERS:</b>							
TWO-COAT SILVER, ON STEEL WHEEL	■	■	■	■	■	■	■
SILVER, ON STEEL WHEEL					■	■	
<b>WIPERS:</b>							
VARIABLE INTERVAL INTERMITTENT					■	■	■
TAILGATE WASH/WIPE, REVERSE GEAR LINKED	■	■	■	■	■	■	■
HEADLAMP WASH					■	■	■

# SPECIFICATIONS

## GRANADA & SCORPIO

### INTERIOR

	5-DOOR GRANADAS & SCORPIOS GRANADA TAXI	GRANADA LX	GRANADA GL	GRANADA GHIA	GRANADA GHIA X	SCORPIO
<b>AIR CONDITIONING</b>						■
<b>CARPET:</b>						
COLOUR-KEYED NON-WOVEN VELOUR		■	■			
COLOUR-KEYED CUT-PILE	■			■	■	■
CARPETED FRONT DOOR BINS				■	■	■
CARPETED LOWER FRONT DOOR						■
CARPETED LOWER REAR DOOR	■		■	■	■	■
FOOTWELL RUBBER MATS, FOUR	■					
<b>CIGAR LIGHTER, ILLUMINATED REAR CLOCK:</b>	■			■	■	■
QUARTZ ANALOGUE	■	■	■			
QUARTZ DIGITAL SOLID STATE MULTI-FUNCTION WITH AMBIENT TEMPERATURE READ-OUT				■	■	■
<b>CONSOLE:</b>						
TUNNEL MOUNTED CONSOLE WITH LARGE TRINKET TRAY AND COIN RACK		■	■			
TUNNEL MOUNTED CONSOLE WITH LARGE TRINKET TRAY, COIN RACK AND STOWAGE BOX WITH PADDED LID AND PROVISION FOR CASSETTE STORAGE	■			■	■	■
<b>CRUISE CONTROL</b>					■	■
<b>HEATER/VENTILATION:</b>						
RECIRCULATORY HEATER	■					
<b>IN-CAR ENTERTAINMENT:</b>						
ELECTRONIC SELF-SEEK AM/FM STEREO RADIO/CASSETTE – MODEL 2005 WITH ANTI-THEFT CODING	■	■	■			
ELECTRONIC STEREO SOUND SYSTEM – MODEL 2007 WITH ANTI-THEFT CODING AND SEPARATE POWER AMPLIFIER				■		
ELECTRONIC STEREO SOUND SYSTEM – MODEL 2007 WITH ANTI-THEFT CODING AND SEPARATE 5-BAND GRAPHIC EQUALISER					■	■
PREMIUM SOUND SYSTEM – MODEL 2008 WITH ANTI-THEFT CODING AND SEPARATE 7-BAND GRAPHIC EQUALISER						■
<b>INSTRUMENTS:</b>						
FUEL COMPUTER					■	■
TACHOMETER				■	■	■
AUXILIARY WARNING LIGHTS INCORPORATING LOW FUEL, LOW WASHER FLUID AND ENGINE COOLANT TEMPERATURE WARNINGS				■	■	■
GRAPHIC INFORMATION MODULE INCORPORATING 5-WAY DOOR AJAR, LOW AIR TEMPERATURE AND BULB OUTAGE MONITORS FOR SIDE LIGHTS, HEADLIGHTS AND BRAKE LIGHTS				■	■	■
<b>INSTRUMENT PANEL:</b>						
DRIVER'S UPPER POCKET	■	■	■	■	■	■
MAT ON PASSENGER'S UPPER SHELF			■	■	■	■
COIN BOX WITH LID				■	■	■
ILLUMINATION IN GLOVEBOX				■	■	■
WOOD VENEER APPLIQUÉ				■	■	■

## STANDARD INTERIOR FEATURES

- **ASHTRAYS:**  
One mounted in instrument panel centre stack, illuminated  
One in each rear door
- **CONTROLS:**  
Two steering column stalks controlling direction indicators, headlight dip and flash, wipers and washers
- **CIGAR LIGHTER, ILLUMINATED FRONT**
- **DOOR TRIM:**  
Moulded panel including soft feel armrests and stowage bins, door pull, grabhandles and cloth inserts
- **GRABHANDLES:**  
Front passenger side, foldaway  
Two rear incorporating coat hooks
- **HEADLINING, CLOTH**
- **HEATER/VENTILATION:**  
Heater controls with illuminated bezel  
Three-speed illuminated heater  
Rotary blower switch  
Four face-levels vents, air temperature, direction and flow controlled  
Rear compartment heating ducting  
Dedicated side window demist
- **IN-CAR ENTERTAINMENT:**  
Aerial incorporated in rear windscreen  
Six speakers
- **INSTRUMENTS:**  
Speedometer, odometer, fuel gauge, water temperature gauge, trip recorder, warning lights for anti-lock brake system failure, brake failure/handbrake, direction indicators, ignition/alternator, main beam, oil pressure  
Instrument panel rheostat illuminated
- **INSTRUMENT PANEL:**  
Driver's side lower stowage  
Passenger's side upper stowage  
Glovebox with lid

# SPECIFICATIONS

## GRANADA & SCORPIO

### INTERIOR

#### STANDARD INTERIOR FEATURES continued

■ **LIGHTS:**  
Front courtesy light header mounted, operated by switches on all four doors  
Load compartment light

■ **LUGGAGE COMPARTMENT:**  
Carpet on floor and sidewalls  
Stowage space in sidewall  
Tilting/folding/removable rear parcel tray

■ **MIRRORS:**  
Dipping rear view mirror

■ **SEATS:**  
Fully reclining front  
Valance on front seats  
Rear folding seat cushion and 60:40 split folding seatback  
Fully adjustable front head restraints

■ **SEAT BELTS:**  
Front inertia with seatframe mounted buckles and height adjustable mounts  
Rear outboard inertia reel and one lap centre static

■ **STEERING COLUMN, RAKE AND REACH ADJUSTABLE**

■ **STEERING WHEEL, TWO-SPOKE SOFT FEEL WITH HORN PUSH**

■ **SUNROOF, TILTING/SLIDING GLASS WITH LOUVRED BLIND**

■ **SWITCHES:**  
Illuminated instrument panel mounted auxiliary micro-switches

■ **TAILGATE GAS STRUTS**

	5-DOOR GRANADAS & SCORPIOS GRANADA TAXI	GRANADA LX	GRANADA GL	GRANADA GHIA	GRANADA GHIA X	SCORPIO
<b>LIGHTS:</b>						
FRONT AND REAR FOOTWELL COURTESY LIGHTS						■
FRONT AND REAR READING LIGHTS						■
REAR COURTESY LIGHT	■	■	■	■	■	■
OVERHEAD CONSOLE				■	■	■
DELAYED 'SWITCH-OFF' FUNCTION						■
FRONT AND REAR DOOR, MARKER/KERB ILLUMINATION						■
TWO ADDITIONAL LIGHTS, INSTRUMENT PANEL SWITCHED	■					
<b>LUGGAGE COMPARTMENT:</b>						
TILTING/FOLDING/REMOVABLE REAR PARCEL TRAY WITH CARPET	■	■	■	■	■	■
<b>MIRRORS:</b>						
PASSENGER'S SUNVISOR VANITY MIRROR	■	■	■	■	■	
PASSENGER'S SUNVISOR VANITY MIRROR WITH ILLUMINATION						■
<b>SEATS:</b> For fabric trim see Colour & Trim on pages 124/138						
DRIVER'S ADJUSTABLE LUMBAR SUPPORT, PNEUMATIC				■	■	■
PASSENGER'S ADJUSTABLE LUMBAR SUPPORT, PNEUMATIC						■
DRIVER'S HEIGHT ADJUSTMENT	■		■	■	■	
DRIVER'S AND PASSENGER'S ELECTRIC HEIGHT ADJUSTMENT						■
ELECTRICALLY OPERATED REAR SEATBACK RAKE ADJUSTMENT						■
FOLDING REAR CENTRE ARMREST			■	■	■	■
ELECTRICALLY OPERATED RECLINING FRONT SEATS						■
HEATED FRONT SEATS					■	■
MAP POCKETS IN FRONT SEATBACKS				■	■	■
REAR FULLY ADJUSTABLE HEAD RESTRAINTS			■	■	■	■
<b>SUNROOF:</b>						
ELECTRICALLY OPERATED TILTING/SLIDING GLASS SUNROOF WITH LOUVRED BLIND						■
<b>SWITCHES:</b>						
VARIABLE INTERVAL INTERMITTENT WIPE SWITCH				■	■	■
ILLUMINATED FRONT FOG LAMP SWITCH				■	■	■
<b>TAXI FEATURES:</b> TAXIMETER HOUSING ON TOP OF INSTRUMENT PANEL; ELECTRONIC TAXIMETER DRIVE VIA SPEEDOMETER DRIVE; TWO DIN BOX PROVISIONS; TWO-WAY RADIO MOUNTING AND SUPPRESSION	■					
<b>WINDOWS:</b>						
ELECTRICALLY OPERATED FRONT			■	■	■	■
ELECTRICALLY OPERATED REAR				■	■	■



# SPECIFICATIONS GRANADA & SCORPIO

## OPTIONS

	PRICE PER OPTION	5-DOOR GRANADAS & SCORPIOS GRANADA TAXI	GRANADA LX	GRANADA GL	GRANADA GHIA	GRANADA GHIA X	SCORPIO
ACOUSTIC/VISUAL ALARM SYSTEM	£135	■					
AIR CONDITIONING	£850				■	■	
GEARBOX, 5-SPEED ON 2.0 EFI IN LIEU OF AUTOMATIC	NO CHARGE						■
GEARBOX, 5-SPEED ON 2.9 EFI IN LIEU OF AUTOMATIC	NO CHARGE				■	■	
GEARBOX, AUTOMATIC TRANSMISSION WITH OIL COOLING, 4 SPEED, ON 2.0 AND 2.0 EFI	£700		■	■	■	■	
5-BAND GRAPHIC EQUALISER	£100				■		
PREMIUM SOUND SYSTEM – MODEL 2008 WITH ANTI-THEFT CODING AND SEPARATE 7-BAND GRAPHIC EQUALISER	£400				■		
PREMIUM SOUND SYSTEM – MODEL 2008 WITH ANTI-THEFT CODING AND SEPARATE 7-BAND GRAPHIC EQUALISER	£300					■	
RAPID DE-ICE WINDSCREEN – NOT 2.5 TURBO DIESEL	£125		■	■			
PAINT, BLACK	£130	■	■	■	■		
PAINT, BLACK	NO CHARGE					■	■
PAINT, METALLIC	£175	■	■	■	■		
PAINT, METALLIC	NO CHARGE					■	■
TRACTION PACK: LIMITED SLIP DIFFERENTIAL; SELF LEVELLING SUSPENSION – NOT 4x4 MODELS	£600						■
WINDOWS, ELECTRICALLY OPERATED FRONT	£265		■				

FACTORY FITTED OPTIONS: Maximum option retail price include Car Tax and VAT (see back cover for details of Car Tax, VAT and delivery charges).

### EXTRA COVER AND EXTRA COVER PLUS PLANS

OPTIONAL WARRANTY FOR 24* MONTHS/18,000 MILES EXTRA COVER – £127 ALL MODELS	EXTRA COVER PLUS – £220 ALL MODELS
OPTIONAL WARRANTY FOR 24* MONTHS/24,000 MILES EXTRA COVER – £140 ALL MODELS	EXTRA COVER PLUS – £233 ALL MODELS
OPTIONAL WARRANTY FOR 24* MONTHS/UNLIMITED MILEAGE EXTRA COVER – £190 ALL MODELS	EXTRA COVER PLUS – £283 ALL MODELS
OPTIONAL WARRANTY FOR 36* MONTHS/24,000 MILES EXTRA COVER – £215 ALL MODELS	EXTRA COVER PLUS – £352 ALL MODELS
OPTIONAL WARRANTY FOR 36* MONTHS/36,000 MILES EXTRA COVER – £260 ALL MODELS	EXTRA COVER PLUS – £397 ALL MODELS
OPTIONAL WARRANTY FOR 36* MONTHS/60,000 MILES EXTRA COVER – £374 ALL MODELS	EXTRA COVER PLUS – £511 ALL MODELS

\* From date of Assurance commencement. See your local Ford Dealer for details.

# SPECIFICATIONS

## SCORPIO

### COLOUR & TRIM

#### ▽ CAR BODY COLOURS

##### SOLID COLOURS


	SCORPIO HALLEY	SCORPIO LEATHER
 DIAMOND WHITE	R	R
 GALAXY BLUE	RB	R
 BURGUNDY RED	R	R
 BLACK (EXTRA COST)	MR	MR

##### METALLIC COLOURS (EXTRA COST)


 STRATO SILVER	RB	R
 MERCURY GREY	RB	R
 TASMAN BLUE	RB	R
 AQUA JADE	R	R
 MAGENTA	R	R
 FLINT GREY	R	R
 OLYMPIC GOLD	M	M
 ANTIQUE BRONZE	M	M
 SABLE	M	M
 SATIN GOLD	MR	M

#### ◁ MODELS/MAIN SEAT FABRIC

LEATHER	
RAVEN	MACE



HALLEY		
RAVEN	BLUESTONE	MACE




R - RAVEN B - BLUESTONE M - MACE

NOTE: Colours and trims reproduced in this chart may vary from the actual colours due to limitations of printing processes used.

# A U D I O

Premium Sound  
**2008**

The new Premium Sound 2008 is Ford's advanced top-of-the-range audio equipment which features a Radio Data System (RDS) and which places Ford at the very pinnacle of in-car audio sophistication. In designing Premium Sound 2008, Ford's audio experts were briefed to apply their experience gained from the Premium Sound 2000 range, and develop the finest state-of-the-art system. Their ultimate target was supreme sound with driver orientated ergonomics. RDS is the most significant broadcasting advance since the introduction of FM. With its built-in decoder, Premium Sound 2008 can provide traffic information, automatic tuning and automatic station name display on FM. Premium Sound 2008 is a perfect example of Ford's uncompromising approach to in-car entertainment.



# AUDIO RANGE

## Model 2001 ①

### Electronic Self-Seek AM/FM Mono Radio

- Electronic PLL tuning (automatic and manual).
- 3 wavebands: FM, MW, LW.
- Negative mode LCD display (light on dark) with night dimming.
- Night time graphic illumination.
- 4 station pre-sets allowing 16 station memory (4 FM1, 4 FM2, 4 LW, 4 MW).
- Last station memory.
- Power output – 5 watts via 1 channel.
- 3 digit factory set electronic anti-theft code.



## Model ESRT 32 PS ②

### Electronic Self-Seek AM/FM Stereo Radio/Cassette

- Electronic PLL tuning (automatic and manual).
- 3 wavebands: FM, MW, LW.
- Positive mode LCD display (dark on light).
- Full panel illumination.
- 4 station pre-sets allowing 16 station memory (4 FM1, 4 FM2, 4 LW, 4 MW).
- Station search sensitivity switch (local/distance).
- Automatic stereo/mono blend.
- Last station memory.
- Fast forward/fast rewind.
- Noise reduction system.
- 2x5 watts power output.



## Model 2005 ③

### Electronic Self-Seek AM/FM Stereo Radio/Cassette


- Electronic PLL tuning (automatic and manual).
- 3 wavebands: FM, MW, LW.
- Negative mode LCD display (light on dark) with night dimming.
- Night time graphic illumination.
- 4 station pre-sets allowing 16 station memory (4 FM1, 4 FM2, 4 LW, 4 MW).
- Automatic stereo/mono blend.
- Last station memory.
- Auto reverse cassette deck with tape direction selection.
- Fast forward/fast rewind.
- Noise reduction system.
- 4x6 watts power output.
- 3 digit factory set electronic anti-theft code.



## Model 2007 ④

### Electronic Stereo Sound System

- All electronic combined unit stereo radio cassette, for use only with separate power amplifier or graphic equaliser.
- Electronic PLL tuning (automatic and manual).
- 3 wavebands: FM, MW, LW.
- Negative mode LCD display (dark on light) with night dimming.
- Full panel illumination.
- Station scan.



- 4 station pre-sets allowing 16 station memory (4 FM1, 4 FM2, 4 LW, 4 MW).
- Automatic stereo/mono blend.
- Last station memory.
- Auto reverse cassette deck with tape direction selection.
- Fast forward/fast rewind.
- Dolby B noise reduction system.
- Chrome bias setting switch.
- Separate bass and treble controls.
- 3 digit factory set electronic anti-theft code.

## Power Amplifier ⑤

Top quality power amplifier providing 4x15 watts output giving excellent sound quality.

## 5-Band Graphic Equaliser ⑥

Includes an impressive 4x15 watts power amplifier, for superb listening pleasure. Integral 4-way balance control allows easy selection of the optimum sound balance whilst the 5-band equaliser enables the frequency range to be matched perfectly to the car's acoustics.

## Model 2008 ⑦

### Premium Sound System

Electronic Sound System with RDS decoder. Top of the range, sophisticated, all electronic stereo radio cassette incorporating Radio Data System. Includes separate 7-band graphic equaliser 2018.

- Electronic PLL tuning (automatic and manual).
- 3 wavebands – FM, MW, LW.
- RDS decoder.
- Negative mode LCD display with night dimming.
- Station scan.
- Dynamic Noise Reduction facility (DNR) in radio mode.
- 16 station preset memory (4 FM1, 4 FM2, 4 LW, 4 MW).
- Auto reverse cassette deck with tape direction selection.
- Fast forward/rewind.
- Music search in cassette mode.
- Automatic chrome equalisation.
- Dolby B noise reduction system.
- 80 watts audio output.
- Premium speakers.
- 3 digit factory set electronic anti-theft code.

## Model 2018 ⑧

### 7-Band Graphic Equaliser

7-band graphic equaliser with real time spectrum – standard fit with the 2008 electronic sound system with RDS.

- Real time spectrum display featuring three frequency groups.
- 7 slider controls for optimum audio frequency control.


*Ford's technically advanced audio equipment provides high-grade listening pleasure as the miles roll by*

**IN-CAR ENTERTAINMENT AVAILABILITY. NUMBERS IN SQUARES REPRESENT NUMBER OF SPEAKERS**

	2001	ESRT 32 PS	2005	2007 WITH SEPARATE POWER AMPLIFIER	2007 WITH 5-BAND GRAPHIC EQUALISER	2008 WITH 7-BAND GRAPHIC EQUALISER
<b>FIESTA</b>						
POPULAR						
POPULAR PLUS	2					
L	2	4				
LX		4				
GHIA		4				
S		4				
<b>ESCORT/ESCORT ESTATE</b>						
POPULAR/POPULAR ESTATE	2					
POP. PLUS/POP. PLUS ESTATE	2					
L/L ESTATE			4			
LX			4			
GL/GL ESTATE			4	4		
GHIA				4	4	
XR3i			4	4	4	
XR3i CABRIOLET			4	4	4	
<b>ORION</b>						
L			4			
LX			4			
GL			4	6		
GHIA				6	6	
GHIA INJECTION				6	6	
1600E					6	
<b>SIERRA SAPPHIRE/SIERRA/ESTATE</b>						
CLASSIC/LASER/LASER ESTATE	2					
L/L ESTATE			4			
LX			4			
GL/GL ESTATE			4	4		
GLS			4	4		
GHIA/GHIA ESTATE				4		
XR4x4				4		
<b>GRANADA</b>						
LX			4			
GL			4			
GHIA				4	4	8
GHIA X/GHIA X 4x4				4	4	8
<b>SCORPIO</b>						
SCORPIO/SCORPIO 4x4						8

■ STANDARD. □ OPTION (AT EXTRA COST).

- |   |   |   |
|---|---|---|
| <b>SEARCH</b> SELF-SEEKING FACILITY UP AND DOWN | <b>DC</b> DOLBY B NOISE REDUCTION                               | <b>RDS</b> RADIO DATA SYSTEM                                |
| <b>MAN</b> MANUAL-SEEKING FACILITY UP AND DOWN  | <b>4-WAY</b> 4-WAY BALANCE AND FADE CONTROL                     | <b>PS</b> PROGRAMME SERVICE NAME                            |
| <b>SC</b> STATION SCAN                          | <b>BAL</b> LEFT/RIGHT SPEAKERS BIAS CONTROL                     | <b>AF</b> ALTERNATE FREQUENCY (AUTO TUNING)                 |
| <b>LD</b> LOCAL/DISTANT SELECTION               | <b>FADE</b> FRONT/REAR SPEAKERS BIAS CONTROL                    | <b>TP</b> RADIO PROGRAMME PROVIDING TRAFFIC INFORMATION     |
| <b>Cr</b> CHROME BIAS SETTING                   | <b>KEYCODE</b> KEYCODE - FACTORY SET ELECTRONIC ANTI-THEFT CODE | <b>TA</b> TRAFFIC ANNOUNCEMENT 'TRAFFIC' APPEARS IN DISPLAY |
| <b>FF</b> FAST FORWARD/REWIND                   | <b>SPEC</b> REAL TIME SPECTRUM DISPLAY                          | <b>MS</b> MUSIC SEARCH                                      |
| <b>AR</b> AUTO REVERSE                          |   | <b>80w</b> 80 WATT POWER OUTPUT                             |
| <b>TS</b> TAPE SIDE SELECTION                   |   |   |
| <b>DNR</b> DYNAMIC NOISE REDUCTION              |   |   |
| <b>NR</b> NOISE REDUCTION SYSTEM                |   |   |



The new Premium Sound 2008 RDS all electronic sound system, available in a number of models in the Granada range, and in all Scorpios, includes purpose-designed Premium speakers specifically tailored to the environment of the vehicle. These speakers represent a significant step forward in automotive speaker specifications, providing wider frequency response with extended bass and treble response, substantially reduced distortion for a given volume level and enhanced stereo image and separation. Each speaker housing incorporates two separate speakers, a woofer and a tweeter, mounted on a co-axial chassis. The tweeter is of the titanium-metallised dome type similar to that used in quality home hi-fi systems. Extensive testing has also been carried out by Ford's audio engineers at their state-of-the-art Sound Laboratory to ensure that the speakers are scientifically angled, to further optimise the increased stereo effect provided by the introduction of the new Premium speakers.

---

# ACCESSORIES

---

## THE PERFECT CHOICE FOR SUMMER



Summer is on the way, and you can celebrate in style by adding Ford's big-value accessories to your car. There's something for everyone, no matter how you choose to enjoy your leisure time. Ford accessories are carefully chosen for their quality and suitability, and your Ford Dealer will be pleased to advise you on your selection, to suit your particular needs.


### Towing Mirror ①

Caravanning is always a popular Summer activity, and the extending towing mirror is a very worthwhile item which can provide more relaxed driving by improving your rearward vision.



### Tow Bar ②

Ford Tow Bars are carefully engineered to suit each model in the range, and tested to international standards. Matching electrical kits are supplied separately.



### Towing Stabiliser ③

Make towing more enjoyable with this specially designed Stabiliser Kit. It reduces 'snaking' caused by crosswinds and slipstreams, making driving less tiring and unnerving on long journeys. The small outlay represented by the Stabiliser Kit is money well spent, in terms of your peace of mind.



### Motorcraft Car Care Products ④

Brighten up your car for Summer, inside and out, with the Motorcraft Car Care range of products. The wide choice available includes Car Shampoo, a range of waxes, Tar Remover, Alloy Wheel Cleaner, Interior Cleaner, Plastic/Rubber Cleaner, Cockpit Spray, Cabriolet

*Enhance your enjoyment of summer motoring with these great outdoor accessories from Ford*

roof cleaner and Screenwash. Everything under the sun, in fact, to give the car in your life the complete beauty treatment.

**Multi-Rack Roof Transportation System ⑤**


Here's a truly versatile system that allows you to carry almost anything on the roof of your Ford. Ladders . . . skis . . . a bicycle or two . . . sailboard . . . all no problem, and if weather protection is important, the Combi-Box is the answer. Its aerodynamic profile won't spoil the wind-cheating qualities of your Ford.

**Sun Roof ⑥**

There's nothing like a sun roof to help make the most of your summer motoring. Even when closed, a Ford glass sunroof brightens up your driving. They are quickly and easily fitted, at surprisingly low prices.

**Brochures ⑦**

We can only show a small selection of the wide range of Ford Accessories on these pages. For more details, please pick up a copy of the all-model Accessories brochure at your local Ford Dealer.



# FORD CARES

FORD · PROTECTION · GOES · ON · AND · ON



## FORD SERVICE

From the moment your car leaves the showroom, and throughout its life, it can benefit from the total protection of Ford service. The Service Schedule for all Ford models commences with a Free\* First Service at 1500 miles/ 3 months† from date of registration or first use. Service intervals are then at every 6000 miles or 12 months† from date of registration or first use, commencing with an Interim Service, alternating with a fuller Standard Service. Scheduled Ford servicing is available to you through the finest Dealer network, and there are more than 1000 Ford Dealers in the UK, with a range of aftercare packages designed to make your motoring a pleasure that goes on and on.

\*Owners of Escort RS Turbo, Sierra and Granada diesel and Sierra Sapphire RS Cosworth vehicles will, however, be asked to meet the cost of the replacement engine oil and filter.

† Whichever occurs first.



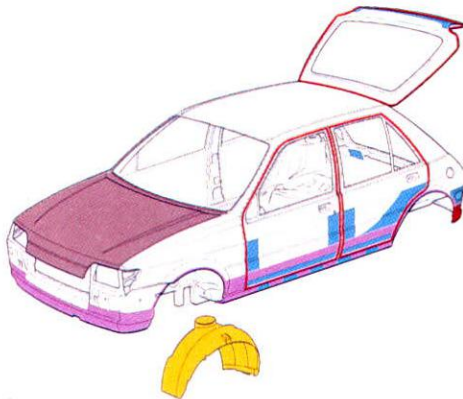
## Ford Parts

Ford parts are available from your local Ford Dealer and hundreds of Ford Dealerships nationwide who have the support and back-up of Ford's sophisticated parts distribution system.

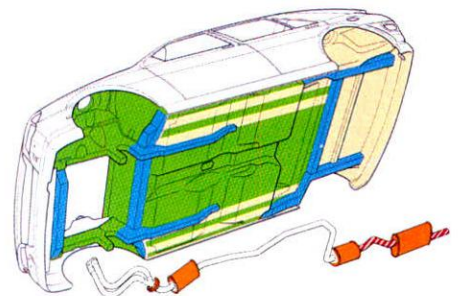


## 6-YEAR CORROSION ASSURANCE

The beauty of a Ford car is more than skin deep. Each one is protected by a 20-stage anti-corrosion process, which enables us to give a no-cost Corrosion Assurance for 6 years. This valuable and reassuring warranty guarantees: 'If any part of the bodywork of your car is perforated by corrosion within 6 years from the date you took delivery, the part will be replaced or repaired by any authorised Ford Dealer, completely free of charge.' Confidence indeed! And, if you should change your car within the warranty period, the cover passes to the new owner for the remainder of its validity. Corrosion resulting from damage or neglect is excluded, but the warranty is a very worthwhile 'extra' which comes automatically with your Ford car.



- |  |                         |  |                          |
|--|-------------------------|--|--------------------------|
|  | Zinc-Nickel pre-coating |  | Underbody waxing         |
|  | Clinched flange sealer  |  | Plastic wheelarch liners |
|  | Wax injection           |  | Aluminised               |
|  | Stone chip protection   |  | Double aluminised        |
|  | Underbody coating       |  |                          |



## Lifetime Guarantee

Most Ford Dealers will now guarantee any repairs carried out under the Lifetime Guarantee Scheme for as long as you own your Ford. Even if that's for its lifetime. That's what you call a guarantee!



## 12-Month Unlimited Mileage New Car Assurance

Ford protection starts from the moment you collect your new car. You have complete peace of mind because you have a 12-month, unlimited mileage Assurance. The Ford Customer Assurance states that if any part of your vehicle becomes defective due to faulty manufacture or materials in the first 12 months from the date you took delivery, the part will be repaired or replaced free of charge, without any fuss.



■ Extra Cover helps protect you for up to 3 years or 60,000 miles against unexpected repair bills.

■ Extra Cover Plus gives your Ford the additional benefits of RAC Rescue, Recovery and 'At Home' services.

Simply choose the plan that suits your kind of motoring:

■ 2 years from new car Assurance commencement for up to 18,000 miles, 24,000 miles or with unlimited mileage.

■ 3 years from new car Assurance commencement for up to 24,000 miles, 36,000 miles or 60,000 miles.

**GET THE PROTECTION OF AN EXTRA COVER PLAN NOW!**

Extra Cover is the name given to the optional warranty plans backed and operated by Ford covering all the new Ford cars shown in this catalogue. The best time to arrange an Extra Cover plan is at the time you purchase your new Ford. It's convenient then to include the cost of your chosen Extra Cover plan with the price of the vehicle, and you'll get the full Extra Cover benefits rights from the start. But, if you've already bought your Ford, ask any Ford Dealer about a late entry into an Extra Cover plan.



*Choose from twelve optional warranty plans backed and operated by Ford!*

**Claiming couldn't be easier!**

Just contact your nearest Ford Dealer, produce your Extra Cover agreement and Service Record, and they'll sort everything out for you.

**No Claims Limit**

There's no limit to the amount of any repair claim, or to the number of claims which can be made.

**Parts and Labour Cover**

Every Extra Cover plan covers you for the full cost (parts and labour) of repairing or replacing any covered component which fails due to manufacturing or material defects during the time/mileage limits you have selected. Nearly all original fitment components are included in an Extra Cover plan, but some items associated with normal servicing, wear and tear and body panels, are excluded from the scheme.

**No Towing-In Costs**

If your Ford cannot be driven because of the failure of a component covered by Extra Cover, we'll pay for the nearest Ford Dealer to tow it in for repair.

**Hotel Accommodation**

If the work involved in any Extra Cover repair cannot be completed the same day, your Ford Dealer can arrange for you to claim necessary hotel expenses for one night, up to a maximum of £57\* including VAT.

**Replacement vehicle hire**

If any Extra Cover repair takes longer than 24 hours, we'll arrange to reimburse you for vehicle hire expenses incurred for up to 7 days after the initial 24-hour period, to a maximum of £23\* per day including VAT. A quick telephone call from the Ford Dealer carrying out the repair is all that is needed to authorise hotel or vehicle hire expense reimbursement.

\* Subject to any increase Ford Motor Company Limited may introduce.

**Cover of Holidays Abroad**

Any Extra Cover plan also protects the vehicle while it is being used on holiday abroad, provided it is being used solely for holiday purposes and for a continuous period of not more than four weeks. With 6000 dealers in Ford vehicles throughout Europe, assistance is usually close at hand.

**EXTRA COVER PLUS**

Extra Cover Plus gives you all the benefits of Extra Cover, plus the following additional benefits:

**RAC Membership**

Vehicle membership of the RAC means that the vehicle is entitled to all of the following RAC services for the full period of the plan, regardless of who is driving the vehicle, and even if any mileage limit has been exceeded:

**Rescue Service**  
In the event of a breakdown you simply call out the RAC who will come rapidly to your assistance – regardless of whether or not the failure is due to a component included under Extra Cover.

**Recovery Service**  
If roadside repair is not possible, the vehicle can either be towed to a Ford Dealership or, if the driver prefers, be transported – together with the occupants and their luggage – to any chosen destination on the UK mainland or in Northern Ireland (excluding the cost of ferry crossings).

**'At Home' Callout Service**  
This extends the roadside Rescue Service to include call-outs to your home, to cover the possibility of your having trouble with the vehicle before you've begun your journey.

To receive RAC assistance abroad it is necessary to purchase separately one of their 'EUROCOVER' schemes. Full details of all three are available from RAC offices.

**Vehicle Security Benefits**

There are extra safety and security benefits for buyers of Extra Cover Plus plans. Firstly, every buyer will receive a free roadside warning triangle. This high quality folding triangle has sturdy steel legs, and stores neatly in a rugged plastic case. Secondly, to help in recovering stolen vehicles, full details of your vehicle can be registered on Ford's computer database. If your vehicle is stolen, and if any warranty claim is made on it, the police will be notified – giving a good chance of recovering it.

**CHOOSE A PLAN TO SUIT YOU**

Extra Cover and Extra Cover Plus prices are shown in this catalogue at the end of each model's Option Guide Price List. Order your new car with Extra Cover and get the full benefits right from the start. Ask your Ford Dealer for full details now.



**Ford Contract Motoring**  
Ford Contract Motoring is purpose-designed for the businessman, with more than 15,000 contracts. With nationwide services from Ford Contract Motoring you run your business – Ford Contract Motoring maintain your vehicles.



**Motorcraft**  
Ensure top performance and reliability by insisting on Motorcraft parts every time. You will find there is everything you need for your Ford car.

**Ford Personal Export**  
Most cars in the Ford Range are available for Tax Free Personal Export. Details are available from your local Ford Dealer or Ford Personal Import Export Limited, 8 Balderton Street, London W1Y 2BN – 01-493 4070 Telex 22180.


THE GOVERNMENT FUEL FIGURES do not express or imply any guarantee of the fuel consumption of any particular car. The cars themselves have not been tested and there are inevitably differences between individual cars of the same model. In addition, a car may incorporate particular modifications. Furthermore, the driver's style and road and traffic conditions, as well as the extent to which the car has been driven and the standard of maintenance, will affect its fuel consumption.

#### PRICES

VAT shown in this catalogue is calculated at 15%. The total price of a car, including Car Tax, options, and accessories fitted by the Ford Dealer, will be subject to VAT on retail price. The prices quoted in this Guide are the maximum prices, and do not include the cost of number plates. In addition, a standard delivery charge of £169.57 plus £25.43 VAT total £195 will be made on all models for delivery to Dealer's premises (with the exception of the Channel Islands and Isle of Wight where a further charge will be made).

#### INSURANCE GROUPS

All Insurance groups shown in this catalogue are as recommended by the Association of British Insurers.



#### YOUR FORD DEALER

#### ILLUSTRATIONS, DESCRIPTIONS AND SPECIFICATIONS

Ford policy is one of continuous product development. The right is reserved to change specifications, colours and prices of the models and items illustrated and described in this publication at any time. Where possible, any such changes which may be introduced after publication of this booklet but before it is supplied will be incorporated herein or announced by means of a notice prominently displayed in Ford Dealerships at the point of supply. For the latest details always consult your Ford Dealer.

Published by Marketing Programmes,  
Ford Motor Company Limited,  
Brentwood, Essex, England.  
FA221/139 June/August 1989.

Designed and produced by  
Allan Burrows Limited, Ingatestone, Essex.

Contributing photographers include:  
James Callaghan, Nick Dicks,  
Peter Hampshire,  
Steve Jukes, Chris Myhill,  
Taly Noy, Phil Price, Mike Valente,  
Jon Webber, Andrew Yeadon.

Additional material from Ford  
Photographic Library.

All yachts and marine facilities by kind  
co-operation of CAMPER & NICHOLSONS  
(Yachts) Ltd. The yacht 'Ringer' was  
kindly lent by Hogg-Robinson & Gardner  
Mountain Ltd.

Printed Web Offset by  
Jarrod & Sons Limited, Norwich.

